Contents

		Page
1 .	Pipe material	1
2 .	Axles	2
3 .	Load capacity diagram	3
4 .	Description accumulation/friction rollers	4
5 .	Gravity conveyor rollers	6-33
6 .	Stub roller	35
7 .	Conveyor belt drums	36
8 .	Powered conveyor rollers with belt grooves	37-38
9 .	Powered conveyor rollers with tooth belt drive	39-40
10 .	Tooth belts and motor drive wheels	41
11 .	Powered accumulation conveyor rollers with flat belt drive	42
12 .	Powered conveyor rollers with multi-ribbed belt wheel	43
13 .	Powered conveyor rollers with single chain wheel	44-59
14 .	Powered conveyor rollers with adjustable friction	48-49 / 65-66
15 .	Centre distance	60
16 .	Powered conveyor rollers with double chain wheel	62-70
17 .	Conical conveyor rollers	71
18 .	Conical gravity conveyor rollers	72
19 .	Conical conveyor rollers with single chain wheel	73
20 .	Conical conveyor rollers with double chain wheel	74
21 .	Conical conveyor rollers with multi-ribbed belt wheel	76
22 .	Conical conveyor roller with belt grooves	77
23 .	Conical conveyor roller with round belt drive	78
24 .	Guide discs, buffer rings, back up rings	79
25 .	Push-on caps	80
26 .	Mini roller	82
27 .	Conveyor wheels	83
28 .	Roller strips	84-86
29 .	Roller tracks	87-92
30 .	Brake rollers	93-94
31 .	Clutch brake system KB1512	95-96
32 .	Roller dimensions	97-106
33 .	PEKO inquiry form	108
34 .	Terms of sale and delivery	

Copyright by PEKO ROLLEN AG Switzerland

Pipe material

Order reference	Material
S	Steel pipe DIN 2394
SV	Steel pipe galvanised
SG	Steel pipe rubberised
SP	Steel pipe with PVC-Coating (PVC 65° Shore silver grey)
N	Stainless Steel pipe (Niro) W No.1.4301
PG	Plastic pipe PVC gray RAL 7011
PB	Plastic pipe PVC blue RAL 5010
ALU	Aluminium pipe AlMgSi 0.5

Pipe-Ø	Wall thickness	Pipe weight in kg/m							
RD	**WS**	**S**	**SV**	**SG**	**SP**	**N**	**PG**	**PB**	**ALU**
16,0	1,0	0,370	0,370	○		0,370			
20,0	1,5	0,684	0,684	○		0,684		0,137	0,235
30,0	1,0	0,715	0,715	○	●	0,715			
	1,5	1,054	1,054	○	●				
	1,8						0,245	0,245	
32,0	2,0	1,480	1,480	○	●	1,480			
40,0	1,5	1,425	1,425	○	●	1,425			
	2.3						0,419		
	3,0	2.737	2.737	○	●				
48,0	1,5	1,720	1,720	○					
	2,0	2,269	2,269	○					
50,0	1,5	1,794	1,794	○	●	1,794			0,617
	2,0	2,368	2,368	○	●	2,368			
	2,8						0,640	0,640	
	3,0	3,477	3,477	○	●				
60,0	1,5	2,164	2,164	○	●				
	2,0	2,861	2,861	○	●				
	3,0	4,217	4,217	○	●				
60,3	1,65				●	2,385			
63,0	3,0						0,870		
63,5	2,9	4,334	4,334	○	●				
70,0	2,0	3,354	3,354	○					1,154
80,0	2,0	3,847	3,847	○	●	3,847			
	3,0	5,696	5,696	○	●				
88,9	2,9	6,151	6,151			6,151			
108,0	3,6	9,272	9,272	○		9,272			
133,0	4,0	12,730	12,730	○					
159,0	4,5	17,153	17,153	○					

- hardened and/or polished designs upon request
- weight of coated pipe is dependent on the coating
- chromium-plated, nickel-plated or black-finished designs upon request
- designs with sound-absorbing inserts upon request

Other designs upon request.

○ -Design upon request
● -In the standard

Ordering example	30x1,8 PG (Pipe Ø30, Wall thickness 1.8mm material PVC gray)
	50x1,5 N (Pipe Ø50, Wall thickness 1.5mm material Niro)

Copyright by PEKO ROLLEN AG Switzerland

Axle designs

Axle-Ø **AD**	Axle Weight in kg/m	Axle design **AA**					
		Internal thread **IG**	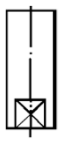 Spanner flat **S**	Spring axle	Smooth **G**	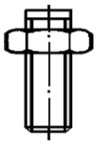 External thread **AG**	Deposed external thread **BG**
6	0,222			8	8	6x15	
8	0,395			10	10	8x15	
10	0,617	6x10	8x10	10	10	10x15	8x15
SK11	0,823			10	10		
12	0,888	8x15	10x10	10	10	12x15	10x15
14	1,208	8x15 10x15	12x10	10	10	14x20	10x15 12x15
15	1,387	8x15 10x15	12x10				14x20
17	1,782	10x15 12x18	14x10				16x20 14x20
20	2,466	10x15 12x18	14/15x10 14/15x13			20x25	16x20
25	3,853	16x24	18x10/13				20x25

- all threads metric
- all axles available in uncoated (A), galvanised (AV) or Niro (AN) W No.1.4305
- with outside thread AG is supplied with 1 nut on each side. Nuts M6/M8 DIN 934 and nuts M10/M12/M14/M16/M20 DIN 439B.

Other designs upon request.

Ordering example	A12 AG12x15	(Axle Ø12 uncoated with outside thread M12x15)
	AV12 IG8x15	(Axle Ø12 galvanised with inside thread M8x15)
	AN12 F	(Spring axle Ø12 Niro)

Copyright by PEKO ROLLEN AG Switzerland

Load capacity diagram

Static load of the axles

with fixed clamping

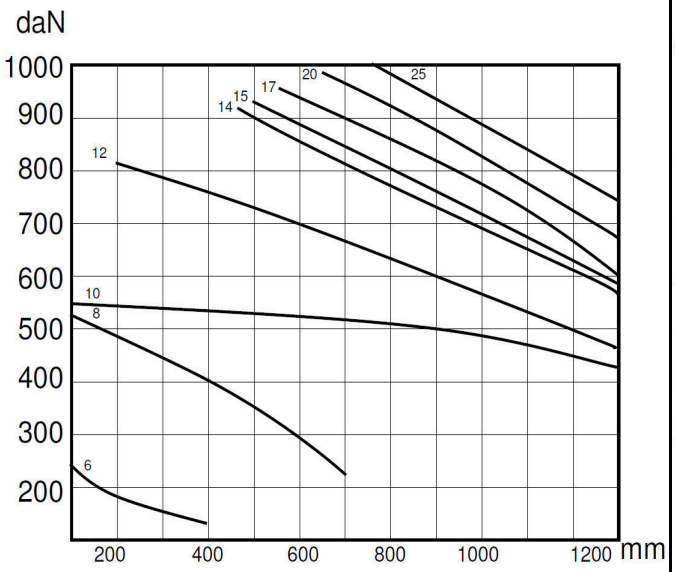

with looser clamping

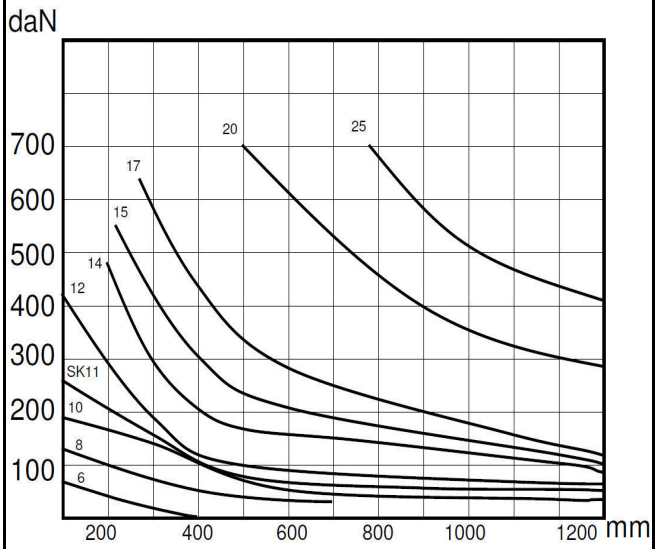

Static area load of the pipes

Steel pipe

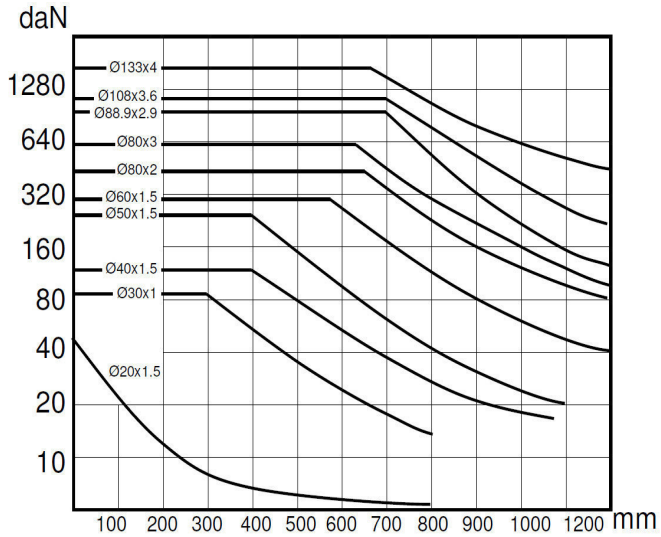

Plastic pipe

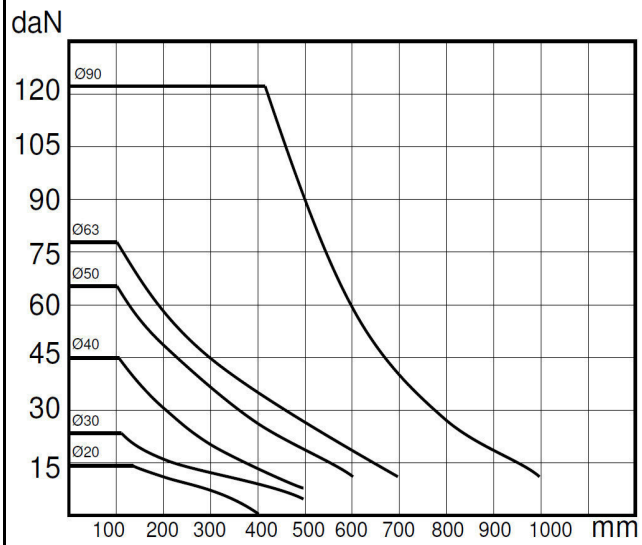

Other dimensions upon request.

Copyright by PEKO ROLLEN AG Switzerland

Function:
The drive element is continually powered via chains, tooth belts, flat belts or other types of drives. An anti-friction bushing is located between the drive element and the roller and there is thus no fixed connection between the drive and roller. The continual drive is transferred via the friction within the anti-friction bushing onto the roller. The drive force is dependent on the goods to be conveyed and the associated weight. If the goods being conveyed are stopped during an accumulation operation, the roller stops with good placement of the goods being conveyed although the drive element continues to turn. Friction between the drive element and the anti-friction bushing results which passes a certain dynamic pressure to the goods being conveyed. The material used by the drive element and anti-friction bushing such as plastic, steel, lubrication, etc. plays a major role. With an increasing accumulation length, the dynamic pressure can accumulate.

Drive force:
The drive force is dependent on various factors such as, for example, composition of the ground and weight of the goods being conveyed, location of the contact points of the conveyed goods to the rollers, conveying speed, temperature, lubrication, humidity, ratio of the accumulation operation to the entire operation time, etc.

Conveying speed:
The allowed conveying speed is from 0.15 to 0.5m/sec.

Copyright by PEKO ROLLEN AG Switzerland

Notes

ST-001 / ST-001N

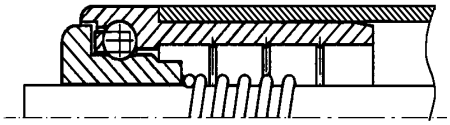

Conveyor roller bearings of thermoplastic material with row of balls. The balls are available in steel (ST-001) or Niro W no. 1.4034 (ST-001N).

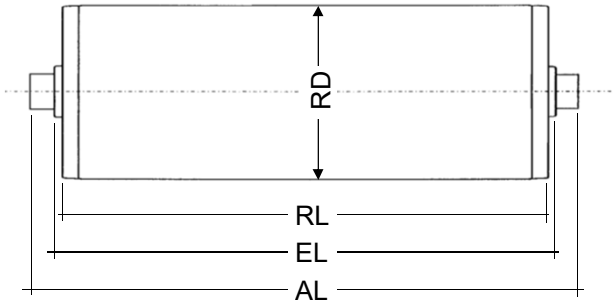

		Pipe design								Maximum load bearing capacity per roller*											
Pipe-Ø	**Axle-Ø**	**S**	**SV**	**SG**	**SP**	**N**	**PG**	**PB**	**ALU**	001	001N										
16x1	6	●	●	○		●				6	6										14
20x1,5	6,8	●	●	○		●		●	●	10	10										16
30x1	6,8,10	●	●	○	●	●				14	14										16
30x1,5	6,8,10	●	●	○	●					14	14										16
30x1,8	6,8,10						●	●		14	14										16
40x1,5	6,8,10	●	●	○	●	●				14	14										16
40x2,3	6,8,10						●	●		14	14										16

	Pipe-Ø	**Axle- Ø**	**EL=**	Internal thread **IG**	Spanner flat **S**	Spring axle **F**	Smooth **G**	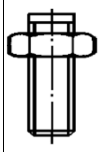 External thread **AG**	Deposed external thread **BG**	
	16x1	6	RL+			3	3	13		
		6	RL+			5	5	15		
		8	RL+			5	5	18		
		10	RL+	10	5	5	5	15	5	

* - To determine the load bearing capacity of the axles and pipes, please use the chart on page 3.

○ - Design upon request
● - In the standard

Other designs upon request.

Ordering example	ST-001N-20x1,5N A8F EL=372

Copyright by PEKO ROLLEN AG Switzerland

ST-003 / ST-003N

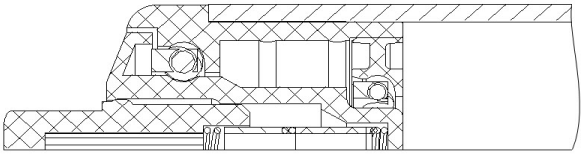

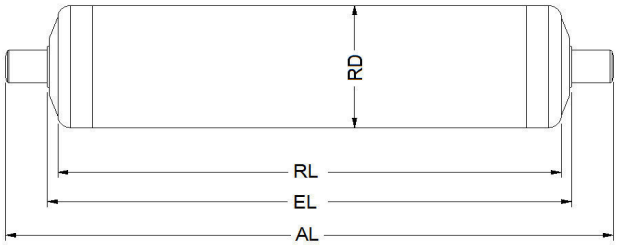

Conveyor roller bearings made of thermoplastic material with two rows of balls. The balls are available in steel (ST-003) or in stainless steel W-Nr 1.4034 (ST-003N). Stub axle of plastic, spring-loaded.

		Pipe design								Maximum load bearing capacity per roller*										
Pipe-Ø	**Axle-Ø**	**S**	**SV**	**SG**	**SP**	**N**	**PG**	**PB**	**ALU**	003	003N									
20x1,5	6	●	●			●		●	●	10	10									16
30x1,8	8						●	●		14	14									16
40x2,3	8						●	●		14	14									16

	Pipe-Ø	**Axle-Ø**	**EL=**	Internal thread **IG**	Spanner flat **S**	Spring axle **F**	Smooth **G**	External thread **AG**	Deposed external thread **BG**	
		6	RL+			6				
		8	RL+			6				

* - To determine the load bearing capacity of the axles and pipes, please use the chart on page 3.

○ - Design upon request
● - In the standard

Other designs upon request.

Ordering example	ST-003N-20x1,5PB A6FF EL=372

Copyright by PEKO ROLLEN AG Switzerland

ST-005

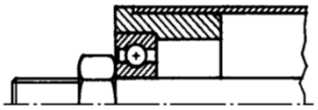

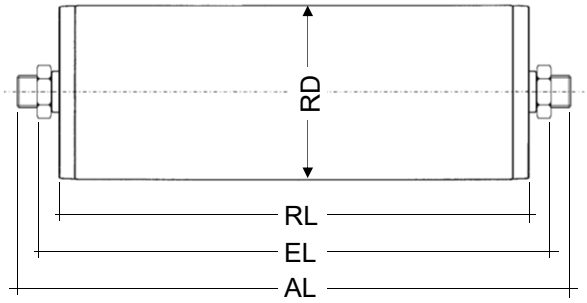

Conveyor roller bearings of thermoplastic material with grooved ball bearing 608 ZZ (ST-005). The ball bearing is available for wet operation also as RS (ST-005RS) or INOX (ST-005RSN).

		Pipe design								Maximum load bearing capacity per roller*											
Pipe-Ø	**Axle-Ø**	**S**	**SV**	**SG**	**SP**	**N**	**PG**	**PB**	**ALU**	005											
30x1	8,10	●	●	○	●	●				60											
30x1,8	8,10						●	●		60											
32x2	8,10	●	●	○	●	●				60											

	Pipe-Ø	**Axle- Ø**	**EL=**	Internal thread **IG**	Spanner flat **S**	Spring axle **F**	Smooth **G**	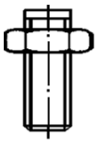 External thread **AG**	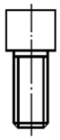 Deposed external thread **BG**	
		8	RL+					14		6
		10	RL+	10						

* - To determine the load bearing capacity of the axles and pipes, please use the chart on page 3.

○ - Design upon request
● - In the standard

Other designs upon request.

Ordering example	ST-005-30x1SV A8 AG8x10, EL=372

Copyright by PEKO ROLLEN AG Switzerland

ST-007

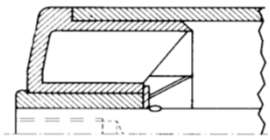

Friction bearings of thermoplastic material.

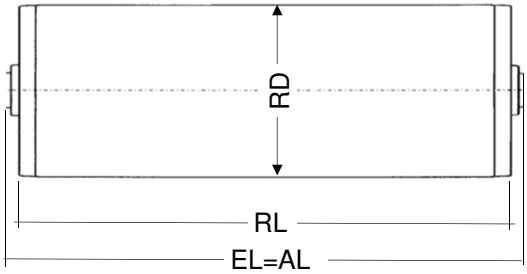

Pipe-Ø	Axle-Ø	Pipe design S	SV	SG	SP	N	PG	PB	ALU	Maximum load bearing capacity per roller* 007										
30x1	12	●	●	○	●	●				20										6
50x1,5	8,10,12,14	●	●	○	●	●			●	20										8
50x2,8	8,10,12,14						●	●		20										8
60x1,5	8,10,12,14	●	●	○	●					20										10
60x2	8,10,12,14	●	●	○	●					20										10
60,3x1,65	8,10,12,14					●				20										10
63x3	8,10,12,14						●			20										10

Pipe-Ø	Axle- Ø	EL=	Internal thread IG	Spanner flat S	Spring axle F	Smooth G	External thread AG	Deposed external thread BG
	8	RL+			7	7	21	
	10	RL+	10	7	7	7	18	10
	12	RL+	10	7	7	7	20	10
	14	RL+	10	7	7	7	22	10

* - To determine the load bearing capacity of the axles and pipes, please use the chart on page 3.

Other designs upon request.

○ - Design upon request
● - In the standard

Ordering example	ST-007-30x1SV A12 IG8x12 EL=372

Copyright by PEKO ROLLEN AG Switzerland

ST-009 / ST-009N

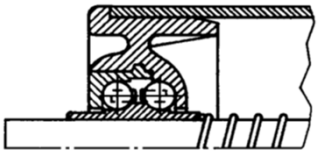

Conveyor roller bearings of thermoplastic material with two rows of balls. The balls are available in steel (ST-009) or in Niro W no. 1.4034 (ST-009N).

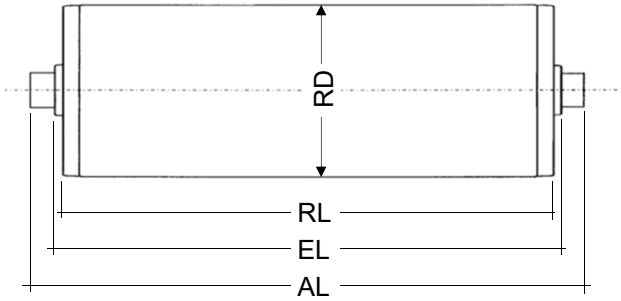

Pipe-Ø	Axle-Ø	Pipe design								Maximum load bearing capacity per roller*										
		S	SV	SG	SP	N	PG	PB	ALU	009	009N									
50x1,5	8,10,SK11,12	●	●	○	●	●			●	30	30									7
50x2,8	8,10,SK11,12						●	●		30	30									7
60x1,5	8,10,SK11,12	●	●	○	●					30	30									10
60,3x1,65	8,10,SK11,12					●				30	30									10
63x3	8,10,SK11,12						●			30	30									10

Pipe-Ø	Axle- Ø	EL=	Internal thread IG	Spanner flat S	Spring axle F	Smooth G	External thread AG	Deposed external thread BG
	8	RL+			7	7	21	
	10	RL+	10	7	7	7	18	8
	SK11	RL+			7	7		
	12	RL+	10	7	7	7	20	8

*- To determine the load bearing capacity of the axles and pipes, please use the chart on page 3.

Other designs upon request.

○ - Design upon request
● - In the standard

Ordering example	ST-009-50x1,5N AN8 F EL=372

Copyright by PEKO ROLLEN AG Switzerland

Notes

ST-013 / ST-014

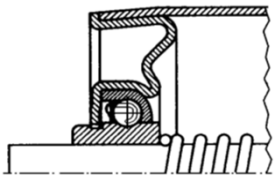

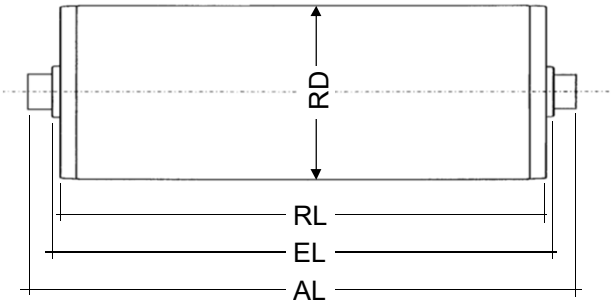

Conveyor roller bearings of galvanised sheet steel with cone ball bearings. Ball cage of plastic.

As Type **ST-014** from a pipe Ø of 40. Ball cage of metal for use with high, low temperatures. +240°C / -40°C

		Pipe design								Maximum load bearing capacity per roller*										
Pipe-Ø	**Axle Ø**	**S**	**SV**	**SG**	**SP**	**N**	**PG**	**PB**	**ALU**	013	014									
30x1,5	8,10	●	●	○	●					60	60									2
40x1,5	8,10,SK11,12	●	●	○	●					160	160									2
48x1,5	8,10,SK11,12	●	●	○						160	160									2
50x1,5	8,10,SK11,12	●	●	○	●					160	160									2
50x2	8,10,SK11,12	●	●	○	●					160	160									2
60x1,5	8,10,SK11,12	●	●	○	●					160	160									2
60x2	10,SK11,12	●	●	○	●					160	160									2
80x2	10,SK11,12	●	●	○	●					160	160									2

	Pipe-Ø	**Axle- Ø**	**EL=**	Internal thread **IG**	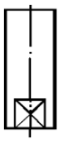 Spanner flat **S**	Spring axle **F**	Smooth **G**	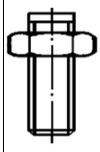 External thread **AG**	Deposed external thread **BG**
		8	RL+			6	6	20	
		10	RL+	10	6	6	6	17	7
		SK11	RL+			6	6		
		12	RL+	10	6	6	6	19	7
	80x2	10	RL+	10	10	10	10	20	10
		SK11	RL+			10	10		
		12	RL+	10	10	10	10	22	10

* - To determine the load bearing capacity of the axles and pipes, please use the chart on page 3.

○ - Design upon request
● - In the standard

Other designs upon request.

Ordering example	ST-013-40x1,5SV ASK11 F EL=372

Copyright by PEKO ROLLEN AG Switzerland

ST-017

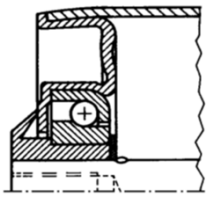

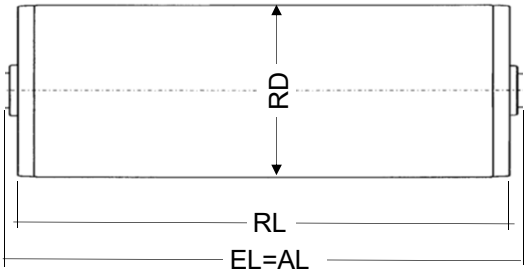

Conveyor roller bearings of galvanised sheet cone ball bearings.

		Pipe design								Maximum load bearing capacity per roller*										
Pipe-Ø	**Axle-Ø**	**S**	**SV**	**SG**	**SP**	**N**	**PG**	**PB**	**ALU**	017										
50x1,5	10,SK11,12	●	●	○	●					240										3
50x2	10,SK11,12	●	●	○	●					240										3
50x3	10,SK11,12	●	●	○	●					240										3
60x1,5	10,SK11,12	●	●	○	●					240										3
60x2	10,SK11,12	●	●	○	●					240										3
80x2	10,SK11,12	●	●	○	●					240										3

	Pipe-Ø	**Axle- Ø**	**EL=**	Internal thread **IG**	Spanner flat **S**	Spring axle **F**	Smooth **G**	External thread **AG**	Deposed external thread **BG**
		10	RL+	11	11	11	11	21	
		SK11	RL+			11	11		
		12	RL+	11	11	11	11	23	11
	80x2	10	RL+	9	7	7	7	19	
		SK11	RL+			7	7		
		12	RL+	9	7	7	7	21	9

* - To determine the load bearing capacity of the axles and pipes, please use the chart on page 3.

Other designs upon request.

○ - Design upon request
● - In the standard

Ordering example	ST-017-50x1,5SV A12 IG8x15 EL=372

Copyright by PEKO ROLLEN AG Switzerland

ST-018

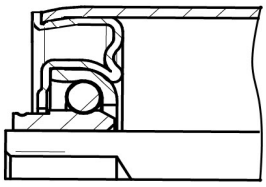

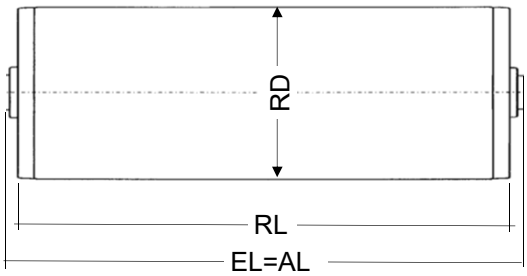

Conveyor roller bearings of galvanised sheet steel with cone ball bearings also for use in high or low temperatures.
+240°C / -40°C

		Pipe design								Maximum load bearing capacity per roller*										
Pipe-Ø	**Axle-Ø**	**S**	**SV**	**SG**	**SP**	**N**	**PG**	**PB**	**ALU**	018										
50x1,5	10,SK11,12,14,15	●	●	○	●					240										3
50x2	10,SK11,12,14,15	●	●	○	●					240										3
60x1,5	10,SK11,12,14,15	●	●	○	●					240										3
60x2	10,SK11,12,14,15	●	●	○	●					240										3
80x2	10,SK11,12,14,15	●	●	○	●					240										3

	Pipe-Ø	**Axle- Ø**	**EL=**	Internal thread **IG**	Spanner flat **S**	Spring axle **F**	Smooth **G**	External thread **AG**	Deposed external thread **BG**
		10	RL+	10	6	6	6	17	
		SK11	RL+			6	6		
		12	RL+	10	6	6	6	19	6
		14	RL+	10	6		6	21	6
		15	RL+	10	6		6		6
	80x2	10	RL+	6	7	7	7	19	
		SK11	RL+			7	7		
		12	RL+	6	7	7	7	21	9
		14	RL+	6	7		7	23	9
		15	RL+	6	7		7		9

* - To determine the load bearing capacity of the axles and pipes, please use the chart on page 3.

○ - Design upon request
● - In the standard

Other designs upon request.

Ordering example	ST-018-50x1,5SV A15 BG12x10 EL=372

Copyright by PEKO ROLLEN AG Switzerland

ST-021 / ST-021N

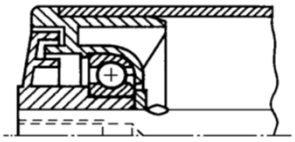

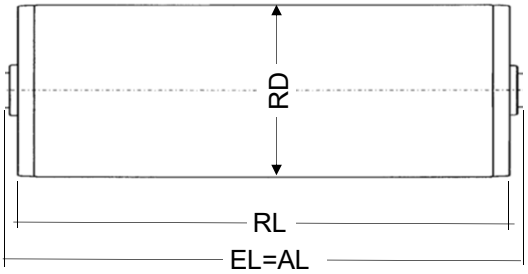

Conveyor roller bearings of thermoplastic material with labyrinth seal and cone ball bearings. The balls are available in steel /ST-021) or Niro W-no.1.4301 (ST-021N).

		Pipe design								Maximum load bearing capacity per roller*										
Pipe-Ø	**Axle-Ø**	**S**	**SV**	**SG**	**SP**	**N**	**PG**	**PB**	**ALU**	021	021N									
50x1,5	10,SK11,12,14,15	●	●	○	●	●			●	160	50									10
50x2	10,SK11,12,14,15	●	●	○	●	●				160	50									10
50x2,8	10,SK11,12,14,15						●	●		160	50									10
60x1,5	10,SK11,12,14,15	●	●	○	●					160	50									10
60x2	10,SK11,12,14,15	●	●	○	●					160	50									10
60,3x1,65	10,SK11,12,14,15					●				160	50									10
63x3	10,SK11,12,14,15						●			160	50									10
63,5x2,9	10,SK11,12,14,15	●	●	○						160	50									10
80x2	10,SK11,12,14,15	●	●	○	●	●				160	50									10

	Pipe-Ø	**Axle- Ø**	**EL=**	Internal thread **IG**	Spanner flat **S**	Spring axle **F**	Smooth **G**	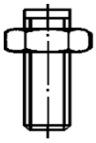 External thread **AG**	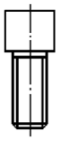 Deposed external thread **BG**	
		10	RL+	7	6	6	6	17	7	
		SK11	RL+			6	6			
		12	RL+	7	6	6	6	19	7	
		14	RL+	7	6		6	21	7	
		15	RL+	7	6		6		7	

* - To determine the load bearing capacity of the axles and pipes, please use the chart on page 3.

○ - Design upon request
● - In the standard

Other designs upon request.

Ordering example	ST-021-63x3PG A12 AG12x15, EL=372

Copyright by PEKO ROLLEN AG Switzerland

Notes

ST-024

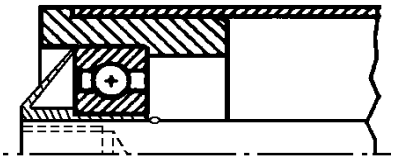

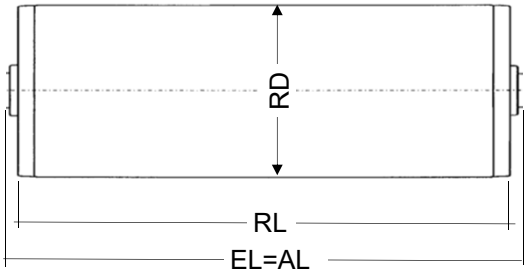

Conveyor roller bearings of thermoplastic material with grooved ball bearing 6202. The ball bearing is also available as ZZ (ST-024Z), as RS (ST-024RS) or INOX (ST-024RSN).

		Pipe design								Maximum load bearing capacity per roller*										
Pipe-Ø	**Axle-Ø**	**S**	**SV**	**SG**	**SP**	**N**	**PG**	**PB**	**ALU**	024										
40x1,5	8,10,SK11,12,14,15	●	●	○	●	●				220										8

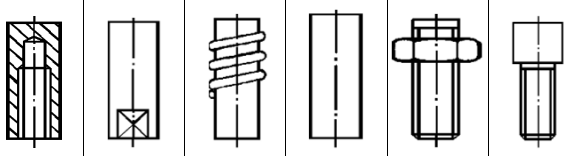

	Pipe-Ø	**Axle- Ø**	**EL=**	Internal thread **IG**	Spanner flat **S**	Spring axle **F**	Smooth **G**	External thread **AG**	Deposed external thread **BG**
		8	RL+			11	11	23	
		10	RL+	11	11	11	11	20	11
		SK11	RL+			11	11		
		12	RL+	11	11	11	11	22	11
		14	RL+	11	11	11	11	24	11
		15	RL+	11	11	11	11		11

* - To determine the load bearing capacity of the axles and pipes, please use the chart on page 3.*

○ - Design upon request
● - In the standard

Other designs upon request.

Ordering example	ST-024-40x1,5 SV A10 F EL=372

Copyright by PEKO ROLLEN AG Switzerland

ST-025

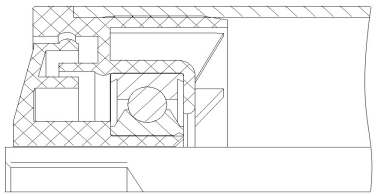

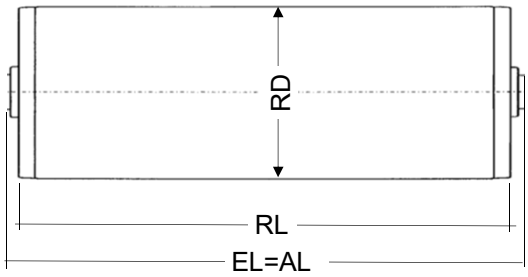

Conveyor roller bearings of thermoplastic material with grooved ball bearing 6002 (ST-025) and labyrinth seal. The ball bearing is also available as
2RS (ST-025RS), INOX (ST-025RSN) or Delrin (ST-025D).

		Pipe design								Maximum load bearing capacity per roller*										
Pipe-Ø	**Axle-Ø**	**S**	**SV**	**SG**	**SP**	**N**	**PG**	**PB**	**ALU**	025	025D									
40x1,5	10,SK11,12,14	●	●	○	●	●				160										13
50x1,5	8,10,SK11,12,14,15	●	●	○	●	●			●	160	40									10
50x2	8,10,SK11,12,14,15	●	●	○	●	●				160	40									10
50x2,8	8,10,SK11,12,14,15						●	●		160	40									10
60x1,5	8,10,SK11,12,14,15	●	●	○	●					160	40									10
60x2	8,10,SK11,12,14,15	●	●	○	●					160	40									10
60,3x1,65	8,10,SK11,12,14,15					●				160	40									10
63x3	8,10,SK11,12,14,15						●			160	40									10
63,5x2,9	8,10,SK11,12,14,15	●	●	○						160	40									10
80x2	10,SK11,12,14,15	●	●	○	●	●				160	40									10
88,9x2,9	10,SK11,12,14,15	●	●	○	●	●				160	40									10

	Pipe-Ø	**Axle-Ø**	**EL=**	Internal thread **IG**	Spanner flat **S**	Spring axle **F**	Smooth **G**	External thread **AG**	Deposed external thread **BG**
	40x1.5		RL+	6	6	5	5	**	6
	60-63.5		RL+	6	6	6	6	***	6
		8	RL+	6	6	5	5	19	
		10	RL+	6	6	5	5	16	6
		SK11	RL+			5	5		
		12	RL+	6	6	5	5	18	6
		14	RL+	6	6		5	20	6
		15 Laby loose	RL+	5	6				6

* - To determine the load bearing capacity of the axles and pipes, please use the chart on page 3.
** **A10=16 / A12=17 / A14=20**
*** **A8=19 / A10=16 / A12=18 / A14=20**
Other designs upon request.

○ -Design upon request
● -In the standard

Ordering example	ST-025-50x1,5 ALU AN12 IG8x15, EL=372

Copyright by PEKO ROLLEN AG Switzerland

ST-026

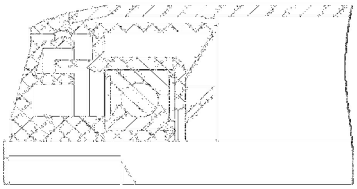

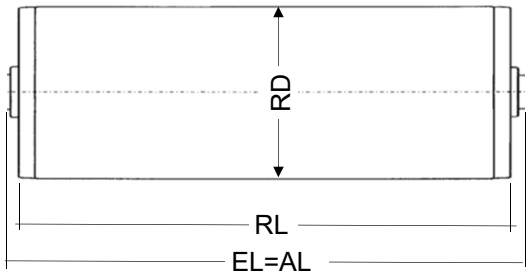

Conveyor roller bearings of thermoplastic material with grooved ball bearing 6002 (ST-025) and labyrinth seal. The ball bearing is also available as
2RS (ST-025RS), INOX (ST-025RSN) or Delrin (ST-025D).

		Pipe design								Maximum load bearing capacity per roller*										
Pipe-Ø	**Axle-Ø**	**S**	**SV**	**SG**	**SP**	**N**	**PG**	**PB**	**ALU**	026										
50x1,5	8,10,SK11,12,14,15	●	●	○	●	●			●	160										10

	Pipe-Ø	**Axle-Ø**	**EL=**	Internal thread **IG**	Spanner flat **S**	Spring axle **F**	Smooth **G**	External thread **AG**	Deposed external thread **BG**
		8	RL+	7	7	6	6	19	
		10	RL+	7	7	6	6	16	7
		SK11	RL+			6	6		
		12	RL+	7	7	6	6	18	7
		14	RL+	7	7		6	20	7
		15 Laby loose	RL+	6	6				7

* - To determine the load bearing capacity of the axles and pipes, please use the chart on page 3.

○ -Design upon request
● -In the standard

Other designs upon request.

Ordering example	ST-026-50x1,5 SV A12 IG8x15, EL=450

Copyright by PEKO ROLLEN AG Switzerland

ST-028

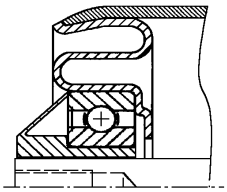

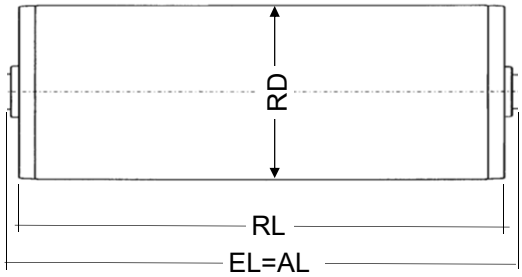

Conveyor roller bearings of galvanised sheet steel with grooved ball bearing 6202/6003 (ST-028). The ball bearing is also available as ZZ (ST-028Z) or 2RS (ST-028RS).

		Pipe design								Maximum load bearing capacity per									
Pipe-Ø	**Axle-Ø**	**S**	**SV**	**SG**	**SP**	**N**	**PG**	**PB**	**ALU**	028									
50x2	10,SK11,12,14,15,17	●	●	○	●					240									2
60x2	10,SK11,12,14,15,17	●	●	○	●					240									3
63,5x2,9	10,SK11,12,14,15,17	●	●	○						240									3
70x2	10,SK11,12,14,15,17	●	●	○						240									3

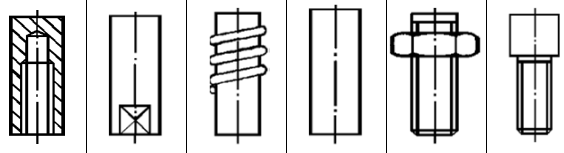

	Pipe-Ø	**Axle- Ø**	**EL=**	Internal thread **IG**	Spanner flat **S**	Spring axle **F**	Smooth **G**	External thread **AG**	Deposed outside thread **BG**
		10	RL+	16	15	15	15	25	16
		SK11	RL+			15	15		
		12	RL+	16	15	15	15	27	16
		14	RL+	16	15		15	29	16
		15	RL+	16	15		15		16
		17	RL+	16	15		15		16

* - To determine the load bearing capacity of the axles and pipes, please use the chart on page 3.

○ -Design upon request
● -In the standard

Other designs upon request.

Ordering example	ST-028-70x2 SV A14 S10x10 EL=372

Copyright by PEKO ROLLEN AG Switzerland

ST-029

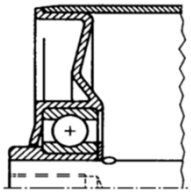

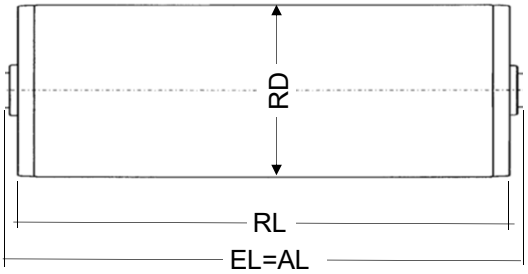

Conveyor roller bearings of galvanised sheet steel with grooved ball bearing 6202/6003 (ST-029). The ball bearing is also available as ZZ (ST-029Z) or 2RS (ST-029RS).

		Pipe design								Maximum load bearing capacity per roller*									
Pipe-Ø	**Axle-Ø**	**S**	**SV**	**SG**	**SP**	**N**	**PG**	**PB**	**ALU**	029									
50x1,5	10,SK11,12,14,15,17	●	●	○	●	●				240									3
50x2	10,SK11,12,14,15,17	●	●	○	●	●				240									3
60x1.5	10,SK11,12,14,15,17	●	●	○	●					240									4
60.3x1.65	10,SK11,12,14,15,17					●				240									4
60x2	10,SK11,12,14,15,17	●	●	○	●					240									4
60x3	10,SK11,12,14,15,17	●	●	○	●					240									4
63.5x2.9	10,SK11,12,14,15,17	●	●	○	●					240									4
70x2	10,SK11,12,14,15,17	●	●	○						240									4
80x2	10,SK11,12,14,15,17	●	●	○	●					240									3
80x3	10,SK11,12,14,15,17	●	●	○	●					240									3

	Pipe-Ø	**Axle- Ø**	**EL=**	Internal thread **IG**	Spanner flat	Spring axle **F**	Smooth **G**	External thread **AG**	Deposed external thread **BG**
		10	RL+	11	10	10	10	20	10
		SK11	RL+			10	10		
		12	RL+	11	10	10	10	22	10
		14	RL+	11	10		10	24	10
		15	RL+	11	10		10		10
		17	RL+	11	10		10		10

* - To determine the load bearing capacity of the axles and pipes, please use the chart on page 3.

Other designs upon request.

○ -Design upon request
● -In the standard

Ordering example	ST-029-60x2 SV A15 S12x15, EL=372

Copyright by PEKO ROLLEN AG Switzerland

ST-030

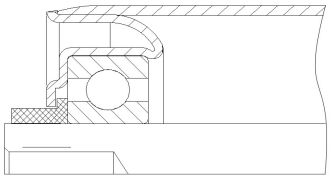

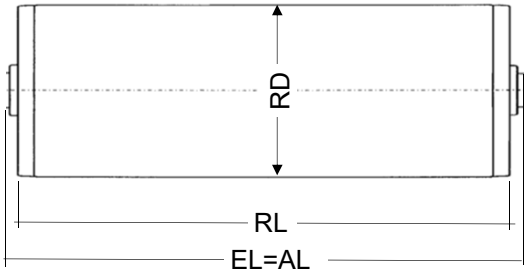

Conveyor roller bearings of galvanised sheet steel with grooved ball bearing 6202/6003 (ST-030). The ball bearing is also available as ZZ (ST-030Z) or 2RS (ST-030RS).

		Pipe design								Maximum load bearing capacity per roller*									
Pipe-Ø	**Axle-Ø**	**S**	**SV**	**SG**	**SP**	**N**	**PG**	**PB**	**ALU**	030									
50x1,5	15,17	●	●	○	●	●				240									3
50x2	15	●	●	○	●	●				240									3
60x1.5	15	●	●	○	●					240									4
60.3x1.65	15					●				240									4
60x2	15,17	●	●	○	●					240									4
60x3	15,17	●	●	○	●					240									4
70x2	15,17	●	●	○						240									4
80x2	15,17	●	●	○	●					240									4

	Pipe-Ø	**Axle-Ø**	**EL=**	Internal thread **IG**	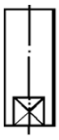 Spanner flat **S**	Spring axle **F**	Smooth **G**	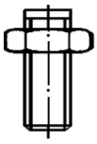 External thread **AG**	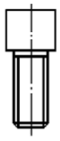 Deposed external thread **BG**	
		15	RL+	11	10	10	10		10	
		17	RL+	11	10	10	10		10	

* - To determine the load bearing capacity of the axles and pipes, please use the chart on page 3.

Other designs upon request.

○ -Design upon request
● -In the standard

Ordering example	ST-030-60x2 SV A15 F, EL=372

Copyright by PEKO ROLLEN AG Switzerland

ST-031

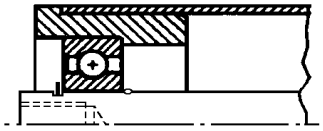

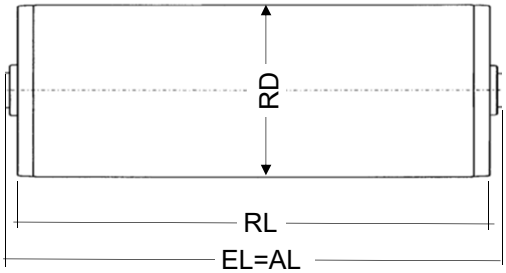

Conveyor roller bearings of thermoplastic material with grooved ball bearing 6004 ZZ (ST-031). The ball bearing is for wet operation and is also available as RS (ST-031RS) or INOX (ST-031RSN).

		Pipe design								Maximum load bearing capacity per roller*										
Pipe-Ø	**Axle-Ø**	**S**	**SV**	**SG**	**SP**	**N**	**PG**	**PB**	**ALU**	031										
50x1,5	20	●	●	○	●	●				360										10
50x2	20	●	●	○	●	●				360										10
60x1,5	20	●	●	○	●	●				360										10
60x2	20	●	●	○	●	●				360										10

	Pipe-Ø	**Axle- Ø**	**EL=**	Internal thread **IG**	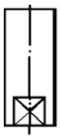 Spanner flat **S**	Spring axle **F**	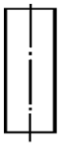 Smooth **G**	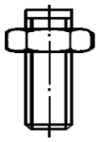 External thread **AG**	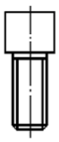 Deposed external thread **BG**	
		20	RL+	10	10			26	10	

* - To determine the load bearing capacity of the axles and pipes, please use the chart on page 3.

○ - Design upon request
● - In the standard

Other designs upon request.

Ordering example	ST-031-50x2 S A20 S14x13, EL=372

Copyright by PEKO ROLLEN AG Switzerland

ST-033

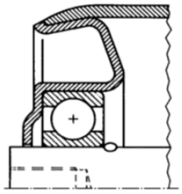

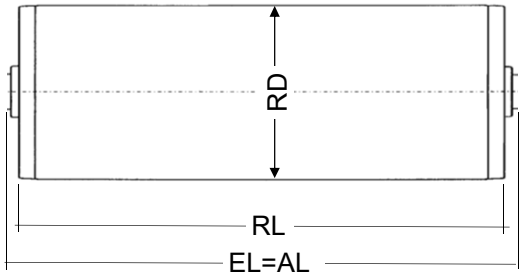

Conveyor roller bearings of uncoated or galvanised sheet steel with grooved ball bearing 6204/6004 with axle 20 or 6205/6005 with axle 25. The ball bearing is also available as ZZ (ST-033Z) or 2RS (ST-033RS).

		Pipe design								Maximum load bearing capacity per roller*									
Pipe-Ø	**Axle-Ø**	**S**	**SV**	**SG**	**SP**	**N**	**PG**	**PB**	**ALU**	033									
63,5x2,9	17	●	●	○						360									4
63,5x2,9	20	●	●	○						400									4
80x2	17,20,25	●	●	○	●	●				500									5
80x3	17,20,25	●	●	○	●					500									5
88,9x2,9	17,20,25	●	●	○	●	●				500									5
108x3,6	17,20,25	●	●	○						500									6

	Pipe-Ø	**Axle- Ø**	**EL=**	Internal thread **IG**	Spanner flat **S**	Spring axle **F**	Smooth **G**	External thread **AG**	Deposed external thread **BG**
		17	RL+	10	10				10
		20	RL+	10	10			26	10
		25	RL+	10	10				10

* - To determine the load bearing capacity of the axles and pipes, please use the chart on page 3.

○ - Design upon request
● - In the standard

Other designs upon request.

Ordering example	ST-033-88,9 x2,9 SV A20 IG12x18, EL=372

Copyright by PEKO ROLLEN AG Switzerland

ST-034

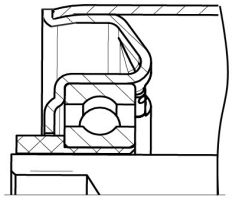

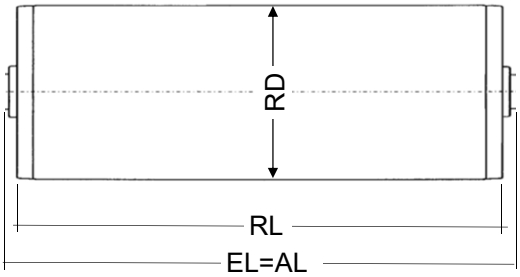

Conveyor roller bearings of uncoated or galvanised sheet steel with grooved ball bearing 6004/6204 with axle 20 or 6205 with axle 25.
The ball bearing is also available as ZZ (ST-034Z) or 2RS (ST-034RS).

		Pipe design								Maximum load bearing capacity per roller*									
Pipe-Ø	**Axle-Ø**	**S**	**SV**	**SG**	**SP**	**N**	**PG**	**PB**	**ALU**	034									
63,5x2,9	20	●	●	○						400									4
80x2	SK14,17,20	●	●	○	●	●				500									5
80x3	SK14,17,20	●	●	○	●					500									5
88,9x2,9	SK14,17,20,25	●	●	○	●	●				500									5
108x3,6	SK14,17,20,25	●	●	○						500									6

	Pipe-Ø	**Axle- Ø**	**EL=**	Internal thread **IG**	Spanner flat **S**	Spring axle **F**	Smooth **G**	External thread **AG**	Deposed external thread **BG**
		SK14	RL+			10	10		
		17	RL+	11	11				11
		20	RL+	11	11			32	11
		25	RL+	11	11				11

* - To determine the load bearing capacity of the axles and pipes, please use the chart on page 3.

Other designs upon request.

○ - Design upon request
● - In the standard

Ordering example	ST-034-88,9 x2,9 SV A20 IG12x18, EL=372

Copyright by PEKO ROLLEN AG Switzerland

ST-037

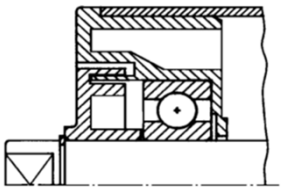

Conveyor roller bearings of thermoplastic material with grooved ball bearing 6204 (ST-037). The ball bearing is also available as ZZ (ST-037Z) or 2RS (ST-037RS).

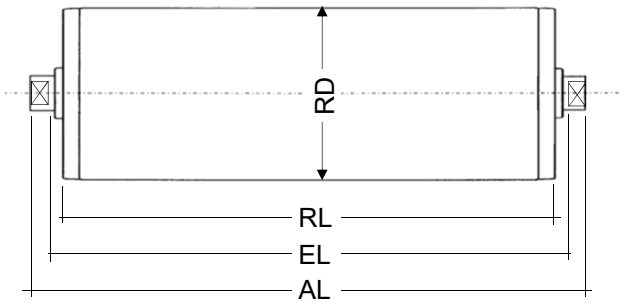

		Pipe design								Maximum load bearing capacity per roller*									
Pipe-Ø	**Axle-Ø**	**S**	**SV**	**SG**	**SP**	**N**	**PG**	**PB**	**ALU**	037									
60x2	17,20	●	●	○	●					360									10
63,5x2,9	17,20	●	●	○						360									10
80x2	17,20	●	●	○	●	●				360									10
88,8x2,9	17,20	●	●	○		●				360									10

	Pipe-Ø	**Axle- Ø**	**EL=**	Internal thread **IG**	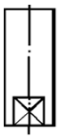 Spanner flat **S**	Spring axle **F**	Smooth **G**	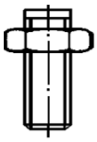 External thread **AG**	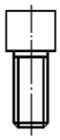 Deposed external thread **BG**	
		17	RL+	12	11				12	
		20	RL+	7	6			27	7	

* - To determine the load bearing capacity of the axles and pipes, please use the chart on page 3.

Other designs upon request.

○ - Design upon request
● - In the standard

Ordering example	ST-037-88,9 x2,9 SV A20 S 15x13 EL=372

Copyright by PEKO ROLLEN AG Switzerland

ST-040

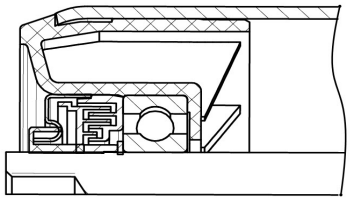

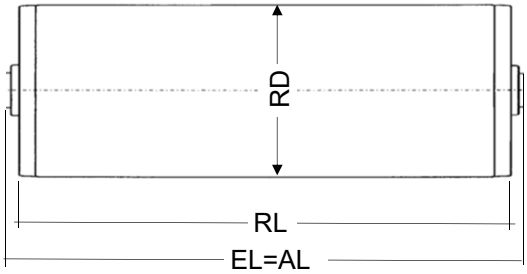

Conveyor roller bearings of thermoplastic material with grooved ball bearing 6204ZZ (ST-040Z) and labyrinth seal. The ball bearing is also available as RS (ST-040RS) or INOX (ST-040RSN).

		Pipe design								Maximum load bearing capacity per roller*									
Pipe-Ø	**Axle-Ø**	**S**	**SV**	**SG**	**SP**	**N**	**PG**	**PB**	**ALU**	040									
88,9x2,9	20	●	●	○	●	●				300									16
108x3,6	20	●	●	○						300									16

	Pipe-Ø	**Axle- Ø**	**EL=**	Internal thread **IG**	Spanner flat **S**	Spring axle **F**	Smooth **G**	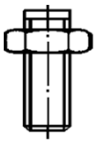 External thread **AG**	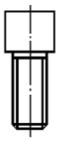 Deposed external thread **BG**	
		20	RL+	10	10			26	10	

* - To determine the load bearing capacity of the axles and pipes, please use the chart on page 3.

Other designs upon request.

○ - Design upon request
● - In the standard

Ordering example	ST-040-88,9 x2,9 SV A20 IG12x18, EL=372

Copyright by PEKO ROLLEN AG Switzerland

ST-041

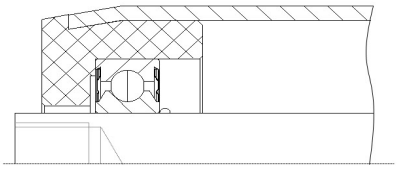

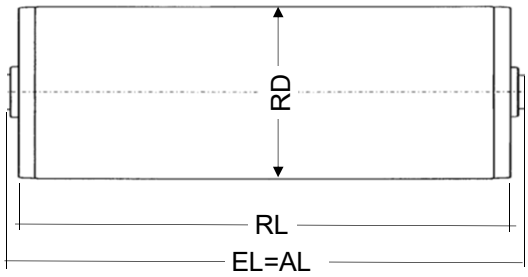

Conveyor roller bearings of thermoplastic material with grooved ball bearing 6004/6005 (ST-041). The ball bearing is also available as 2RS (ST-041RS) or INOX (ST-041RSN).

		Pipe design								Maximum load bearing capacity per roller*										
Pipe-Ø	**Axle-Ø**	**S**	**SV**	**SG**	**SP**	**N**	**PG**	**PB**	**ALU**	041										
63.5x2.9	15,17,20,25	●	●	○	●	●				180										10

	Pipe-Ø	**Axle-Ø**	**EL=**	Internal thread **IG**	Spanner flat **S**	Spring axle **F**	Smooth **G**	External thread **AG**	Deposed external thread **BG**	
		15	RL+	10	10				10	
		17	RL+	10	10				10	
		20	RL+	10	10			26	10	
		25	RL+	10	10				10	

* - To determine the load bearing capacity of the axles and pipes, please use the chart on page 3.

○ - Design upon request
● - In the standard

Other designs upon request.

Ordering example	ST-041-63.5x2.9 SV A20 IG10x15, EL=385

Copyright by PEKO ROLLEN AG Switzerland

ST-044

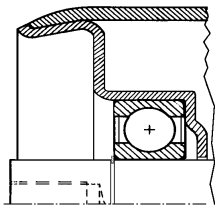

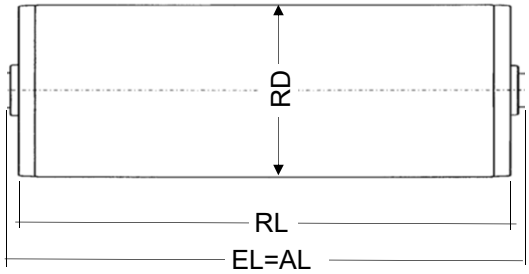

Conveyor roller bearings of uncoated or galvanised sheet steel with grooved ball bearing 6204 ZZ with axle 20 or 6005 ZZ with axle 25. With pipe diameter of 40 with ball bearing 6202 ZZ resp. 6003 ZZ. The ball bearing is also available as 2RS (ST-044RS).

		Pipe design								Maximum load bearing capacity per roller*									
Pipe-Ø	**Axle-Ø**	**S**	**SV**	**SG**	**SP**	**N**	**PG**	**PB**	**ALU**	044									
40x1.5	8,10,SK11,12,14,15,17	●	●	○	●					120									3
63,5x2,9	17	●	●	○						360									4
63,5x2,9	20	●	●	○						500									4
80x2	17,20,25	●	●	○	●	●				560									5
80x3	17,20,25	●	●	○	●					560									5
88,9x2,9	20,25	●	●	○	●	●				560									5
108x3,6	20'25	●	●	○						560									6

	Pipe-Ø	**Axle- Ø**	**EL=**	Internal thread **IG**	Spanner flat **S**	Spring axle **F**	Smooth **G**	External thread **AG**	Deposed external thread **BG**
	40x1.5	8	RL+	11	11	11			
		10	RL+	11	11	11			
		SK11	RL+	11	11	11			
		12	RL+	11	11	11			
		14	RL+	11	11	11			
		15	RL+	11	11				
		17	RL+	11	11				
		17	RL+	10	10				10
		20	RL+	10	10			26	10
		25	RL+	10	10				10

* - To determine the load bearing capacity of the axles and pipes, please use the chart on page 3.

○ -Design upon request
● -In the standard

Other designs upon request.

Ordering example	ST-044-88,9 x2,9 SV A20 IG12x18, EL=372

Copyright by PEKO ROLLEN AG Switzerland

ST-045

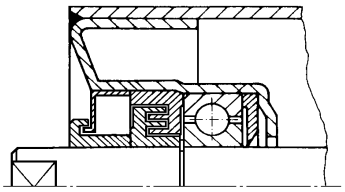

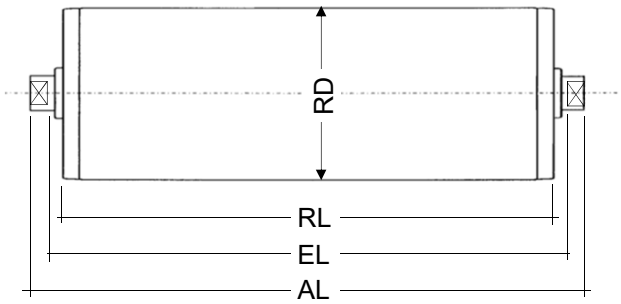

Conveyor roller bearings of uncoated sheet steel welded in the pipe with grooved ball bearing 6204 with axle 20 or 6305 with axle 25. The ball bearing is also available as 2RS (ST-045RS).

		Pipe design								Maximum load bearing capacity per roller*									
Pipe-Ø	**Axle -Ø**	**S**	**SV**	**SG**	**SP**	**N**	**PG**	**PB**	**ALU**	045									
63,5x2,9	20	●	●	○						560									10
80x2	20	●	●	○	●					560									10
80x3	20	●	●	○	●					560									10
88,9x2,9	20,25	●	●	○	●					560									10
108x3,6	20,25	●	●	○						560									10
133x4	20,25	●	●	○						560									10

	Pipe-Ø	**Axle- Ø**	**EL=**	Internal thread **IG**	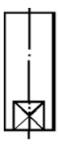 Spanner flat **S**	Spring axle **F**	Smooth **G**	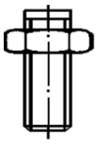 External thread **AG**	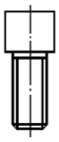 Deposed external thread **BG**	
	63,5x2,9	20	RL+	10	10			30	10	
		20	RL+	10	6			26	6	
		25	RL+	10	6				6	

* - To determine the load bearing capacity of the axles and pipes, please use the chart on page 3.

○ - Design upon request
● - In the standard

Other designs upon request.

Ordering example	ST-045-133x4 SV A20 S14x13 EL=1400

Copyright by PEKO ROLLEN AG Switzerland

ST-046

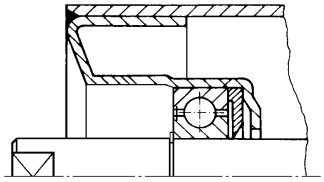

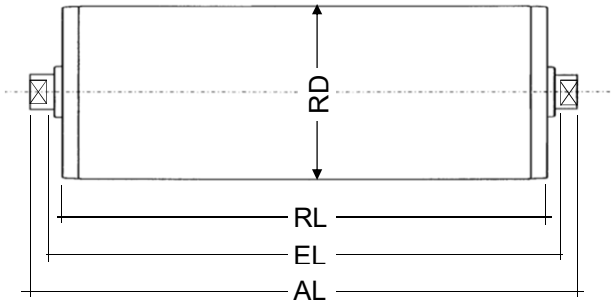

Conveyor roller bearings of uncoated sheet steel welded in pipe with grooved ball bearing 6204 ZZ with axle 20 or 6305 with axle 25. The ball bearing is also available as 2RS (ST-046RS).From axles 25, also available as NIRO stock.(ST-046N)

		Pipe design								Maximum load bearing capacity per roller*									
Pipe-Ø	**Axle-Ø**	**S**	**SV**	**SG**	**SP**	**N**	**PG**	**PB**	**ALU**	046									
63,5x2,9	20	●	●	○						560									10
80x2	20	●	●	○	●					560									10
80x3	20	●	●	○	●					560									10
88,9x2,9	20,25	●	●	○	●					560									10
108x3,6	20,25	●	●	○						560									10
133x4	20'25	●	●	○						560									10

	Pipe -Ø	**Axle- Ø**	**EL=**	Internal thread **IG**	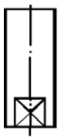 Spanner flat **S**	Spring axle **F**	Smooth **G**	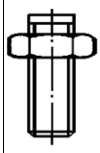 External thread **AG**	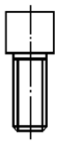 Deposed external thread **BG**
		20	RL+	6	6			24	6
		25	RL+	6	6				6

* - To determine the load bearing capacity of the axles and pipes, please use the chart on page 3.

○ - Design upon request
● - In the standard

Other designs upon request.

Ordering example	ST-046-133x4 SV A20 S14x13 EL=2200

Copyright by PEKO ROLLEN AG Switzerland

ST-047

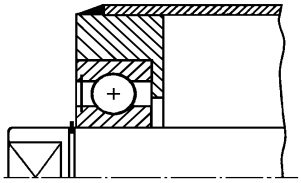

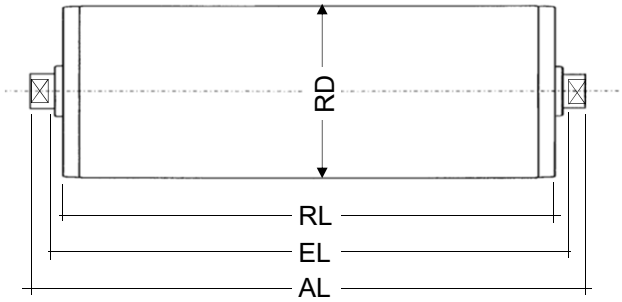

Conveyor roller bearings of steel/Niro twisted, welded in the pipe with grooved ball bearing 6204/6004 ZZ with axle 20 or 6205/6005 ZZ with axle 25. The ball bearing is also available as 2RS (ST-047RS) or as 2RS-INOX (ST-047RSN).

		Pipe design								Maximum load bearing capacity per roller*									
Pipe-Ø	**Axle-Ø**	**S**	**SV**	**SG**	**SP**	**N**	**PG**	**PB**	**ALU**	047									
63,5x2,9	20,25	●	●	○						560									10
80x2	20,25	●	●	○	●	●				560									10
80x3	20,25	●	●	○	●					560									10
88,9x2,9	20,25	●	●	○	●	●				560									10
108x3,6	20,25	●	●	○						560									10
133x4	20'25	●	●	○						560									10

	Pipe-Ø	**Axle- Ø**	**EL=**	Internal thread **IG**	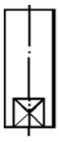 Spanner flat **S**	Spring axle **F**	Smooth **G**	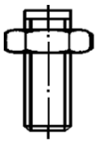 External thread **AG**	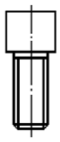 Deposed external thread **BG**	
		20	RL+	6	6			26	6	
		25	RL+	6	6				6	

* - To determine the load bearing capacity of the axles and pipes, please use the chart on page 3.

○ - Design upon request
● - In the standard

Other designs upon request.

Ordering example	ST-047-133x4 SV A20 S14x13 EL=2200

Copyright by PEKO ROLLEN AG Switzerland

ST-049

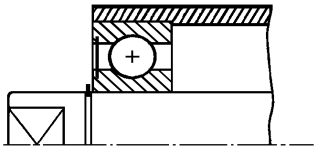

Bearing seat rotated directly in pipe with grooved ball bearing 6202/6003 ZZ or 6204/6303 ZZ and shaft locking clip.

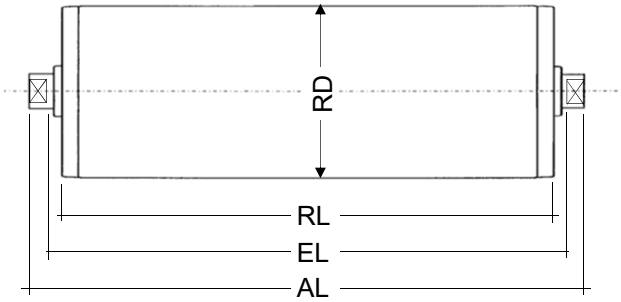

		Pipe design								Maximum load bearing capacity per roller*									
Pipe-Ø	**Axle-Ø**	**S**	**SV**	**SG**	**SP**	**N**	**PG**	**PB**	**ALU**	049									
40x3	15,17	●	●	○	●					360									0
50x2	17,20	●	●	○	●					360									0
50x3	17,20	●	●	○	●					360									0

	Pipe-Ø	**Axle- Ø**	**EL=**	Internal thread **IG**	Spanner flat **S**	Spring axle **F**	Smooth **G**	External thread **AG**	Deposed external thread **BG**	
		15	RL+	10	10				10	
		17	RL+	10	10				10	
		20	RL+	10	10			26	10	

* - To determine the load bearing capacity of the axles and pipes, please use the chart on page 3.

Other designs upon request.

○ - Design upon request
● - In the standard

Ordering example	ST-049-50x2 SV A20 S14x13 EL=1100

Copyright by PEKO ROLLEN AG Switzerland

Notes

Stub roller

ST-025 / ST-045

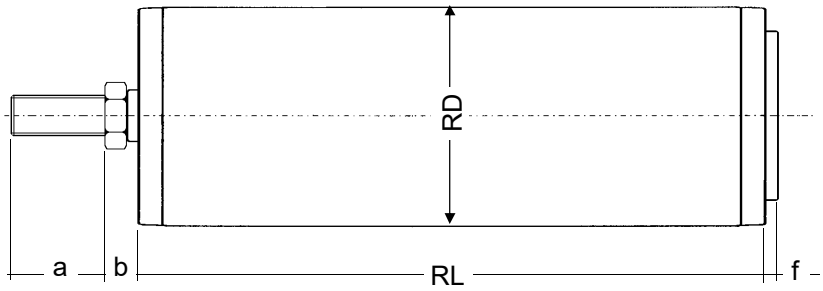

	025	045
a =	25mm	30mm
b =	10mm	15mm
f =	3mm	0mm
RL min =	60mm	92mm
RL max =	150mm	150mm

The covers for the stub roller are pressed in and also available welded with type 045. With stub rollers, the mass of EL is always given as 0.
Please find information on bearing from the corresponding gravity conveyor roller.

		Pipe design								Maximum load bearing capacity per roller*									
Pipe-Ø	**Axle-Ø**	**S**	**SV**	**SG**	**SP**	**N**	**PG**	**PB**	**ALU**	025	045								
50x1,5	14	●	●	○	●	●			●	25									10
50x2	14	●	●	○	●	●				25									10
50x2,8	14						●	●		25									10
60x1,5	14	●	●	○	●					25									10
60x2	14	●	●	○	●					25									10
60,3x1,65	14					●				25									10
63x3	14						●			25									10
63,5x2,9	14,20	●	●	○						25	100								10
80x2	14,20	●	●	○	●	●				25	100								10
80x3	20	●	●	○	●						100								10
88,9x2,9	14,20	●	●	○	●	●				25	100								10
108x3,6	20	●	●	○							100								10
133x4	20	●	●	○							100								10

	Pipe-Ø	**Axle- Ø**	**AL=**	Internal thread **IG**	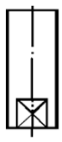 Spanner flat **S**	Spring axle **F**	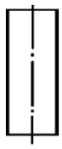 Smooth **G**	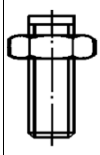 External thread **AG**	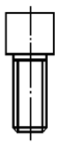 Deposed external thread **BG**	
025		14	RL + a + b -					1		
045		20	RL + a + b -					8		

* - To determine the load bearing capacity of the axles and pipes, please use the chart on page 3.

○ - Design upon request
● - In the standard

Other designs upon request.

Ordering example	ST-045-88,9x2,9 SV A20 AG20x30 RL=80 Stub roller

Copyright by PEKO ROLLEN AG Switzerland

Conveyor drive roller and deflecting roller

Drive and deflecting rollers are available in various designs such as steel, Niro-steel, polyurethane or fibre glass reinforced polyester. The pipe can be supplied in cylindrical, conically beveled or spherical form.

Drive roll type 055

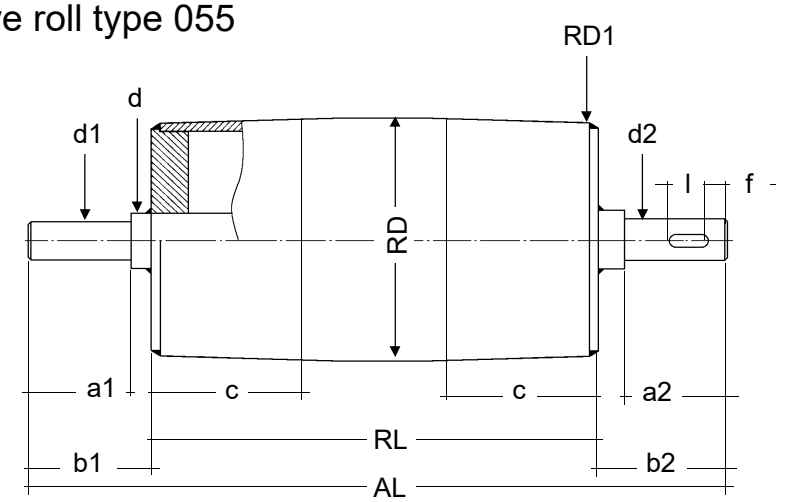

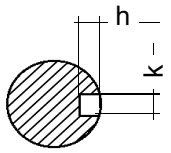

RD max = 400mm
RL max = 2500mm
AL max = 3000mm

Deflection roll type 047

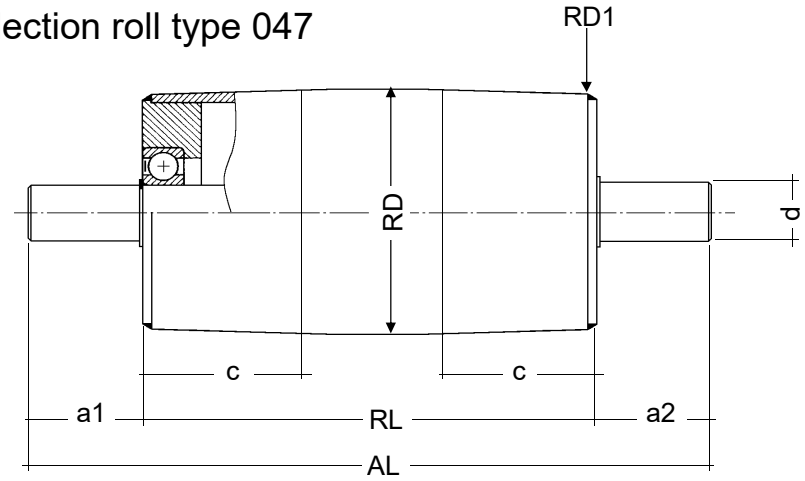

RD max = 400mm
RL max = 2500mm
AL max = 3000mm

Other designs upon request

○ - Design upon request
● - In the standard

Copyright by PEKO ROLLEN AG Switzerland

Powered conveyor roller with belt grooves

Conveyor roller with internal thread (IG)

ATS

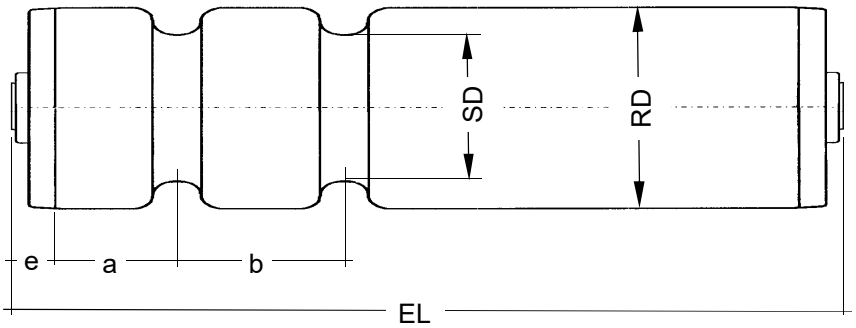

Conveyor roller with smooth axle (G) or spring axle (F)

ATS

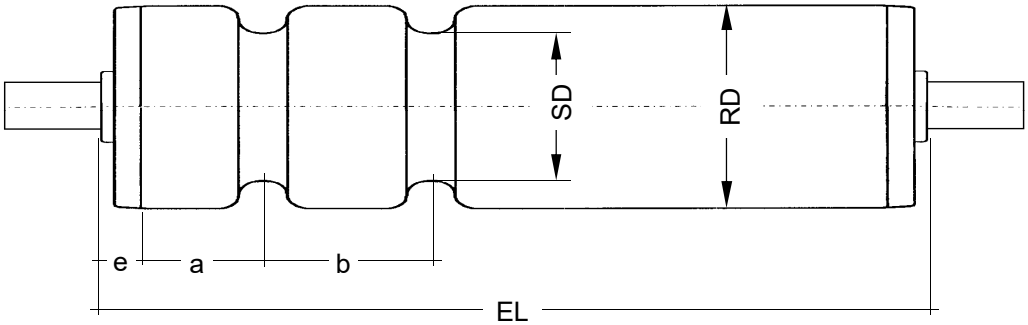

Conveyor roller with width across flats (S)

ATS

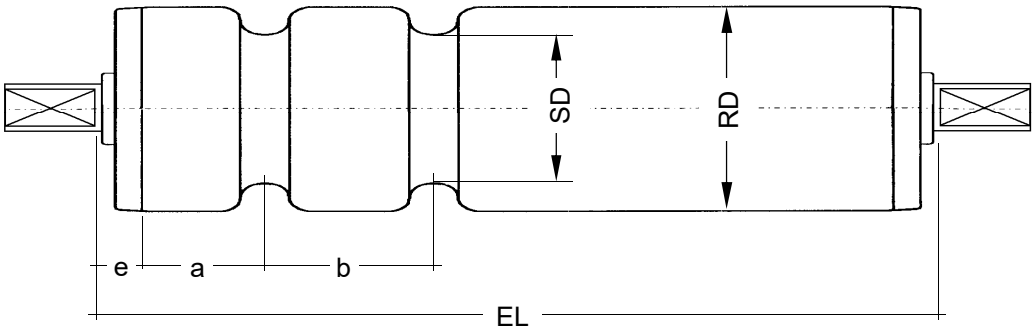

Conveyor roller with external thread (AG)

ATS

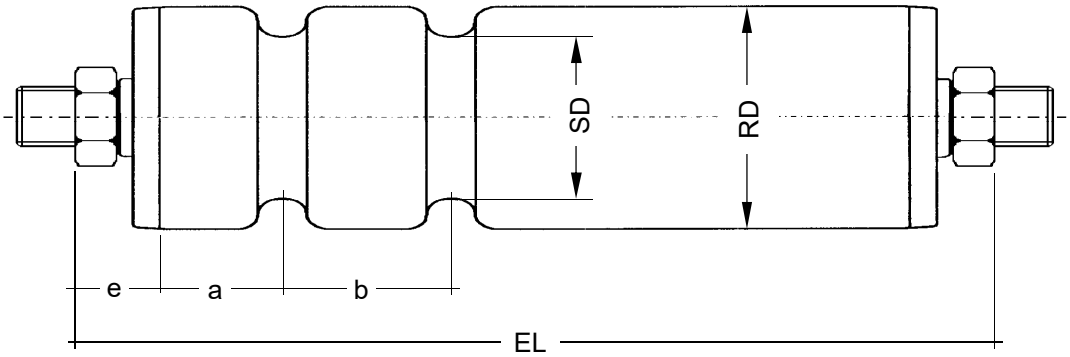

Copyright by PEKO ROLLEN AG Switzerland

Powered conveyor roller with belt grooves

Pipe-Ø	Axle-Ø	Pipe design S	SV	SG	SP	N	PG	PB	ALU	Belts-Ø R	Minimum a	b	Maximum a+b	SD	Possible bearing
30x1	8	●	●	○	●					4	30	30	60	22	005
40x1,5	8,10,SK11,12,14,15	●	●	○	●					4	30	30	90	32	024, 013
50x1,5	10,SK11,12,14,15	●	●	○	●					5	30	30	120	40	025, 013
50x1,5	10,SK11,12,14,15	●	●	○	●					6	30	30	120	38	025, 013
50x2,8	10,SK11,12,14,15						●			5	30	30	97	40	025
60x1,5	10,SK11,12,14,15	●	●	○	●					6	35	30	120	48	025, 013
60x2	10,SK11,12,14,15,20	●	●	○	●					6	35	30	120	48	025, 013
63x3	10,SK11,12,14,15						●			5	35	35	120	53	025
80x2	10,SK11,12,14,15,20	●	●	○	●					8	35	35	100	64	025, 037

Bearing	Pipe-Ø	Axle- Ø		Internal thread IG	Spanner flat S	Spring axle F	Smooth G	External thread AG	Deposed external thread BG
005		8	e =					10	
013		8	e =			4	4	11	
		10	e =	6	4	4	4	9.5	
		SK11	e =			4	4		
		12	e =	6	4	4	4	10.5	
024		8	e =			10.5	10.5	16.5	
		10	e =	10.5	10.5	10.5	10.5	15	
		SK11	e =			10.5	10.5		
		12	e =	10.5	10.5	10.5	10.5	16	
		14	e =	10.5	10.5		10.5	17	
		15	e =	10.5	10.5		10.5		
025		10	e =	8.5	8	8	8	13.5	
		SK11	e =			8	8		
		12	e =	8.5	8	8	8	14	
		14	e =	8.5	8		8	15.5	
		15	e =	8.5	8		8		
037		20	e =	8.5	8			18.5	

Round belt wheel

of Delrin

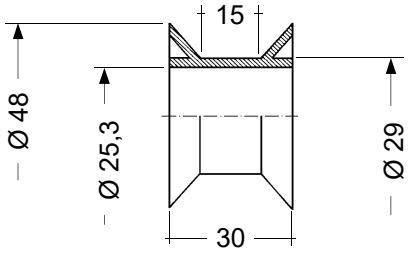

Other designs upon request.

○ - Design upon request
● - In the standard

Ordering example	ATS/025-50x2,8PG A12 S8x6 EL=372 - one-sided 2 grooves a=67, b=30, SD=40

Copyright by PEKO ROLLEN AG Switzerland

Powered conveyor roller with tooth belt wheel

AT1ZR PC8z20,K,Stau / AT1ZR PC8z20,K,Fest

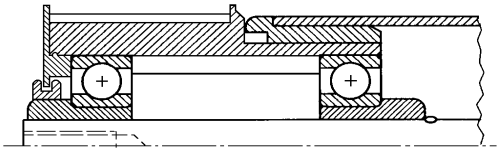

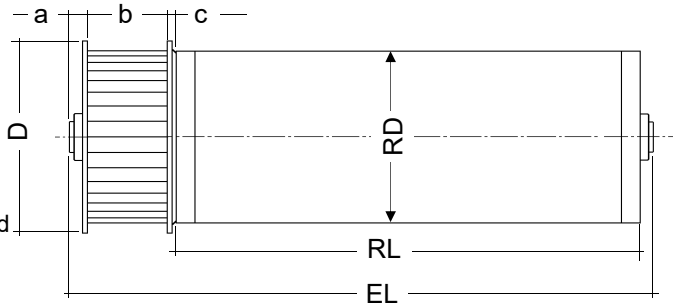

Tooth belt wheel 8 M z20 for 2 toothed belts with 12mm width of thermoplastic material as accumulation drive (Friction) or as fixed drive (fixed) with Press fit. grooved ball bearing 6202 also available as ZZ (AT1R PC8z20 Z,K), as 2RS (AT1R PC8z20 RS,K) or as INOX (AT1R PC8z20 RSN,K).

a = 10mm, b = 25,4mm, c = 4mm, D = 55mm

For information on accumulation drive, see Page 4.

Stau = Friction
Fest = Fixed

		Pipe design								Maximum load bearing capacity per roller*							
Pipe-Ø	**Axle-Ø**	**S**	**SV**	**SG**	**SP**	**N**	**PG**	**PB**	**ALU**	011	013	017	021	021N	025	028	
50x1,5	12,14	●	●	○	●	●			●	40	40	40	40	40	40		
50x2	12,14	●	●	○	●	●					40	40	40	40	40	40	
50x2,8	12,14						●	●		40			40	40	40		
60x1,5	12,14	●	●	○	●					40	40	40	40	40	40		
60x2	12,14	●	●	○	●	●					40	40	40	40	40	40	
60,3x1,65	12,14					●				40			40	40	40		
63x3	12,14						●			40			40	40	40		
63,5x2,9	12,14	●	●	○									40	40	40	40	
80x2	12,14	●	●	○	●	●					40	40	40	40	40		

Counter-bearing	**Friction**	**Fixed**	**Pipe-Ø**	**Axle-Ø**	**EL=**	Internal thread **IG**	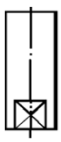 Spanner flat **S**	Spring axle **F**	Smooth **G**	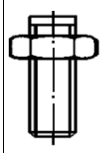 External thread **AG**	Deposed external thread **BG**	
011	●	●		12	RL+	44						9
013	●	●		12	RL+	43						6
017	●	●		12,14	RL+	45						7
021/021N	●	●		12,14	RL+	43						10
025	●	●		12,14	RL+	43						10
028	●	●		12,14	RL+	48						7

* - To determine the load bearing capacity of the axles and pipes, please use the chart on page 3.
When using 8 M toothed belt wheels, a centre distance tolerance of +0/-0.3mm is to be maintained .

Other designs upon request.

○ - Design upon request
● - In the standard

Ordering example	AT1ZR PC8z20,K,Fest 025-50x1,5 SV A12 IG8x15, EL=432

Copyright by PEKO ROLLEN AG Switzerland

AT2ZR PC8z20,verschweisst

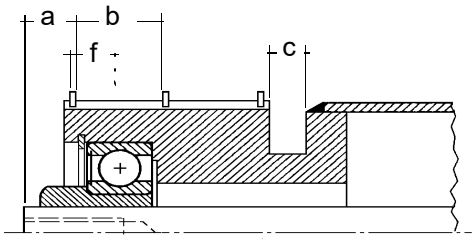

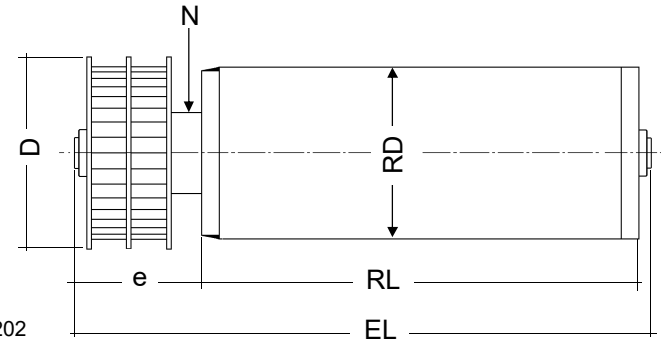

Steel/Niro - Tooth belt wheel 8 M z20 for 2 tooth belts with 12mm width welded in pipe. Available as grooved ball bearing 6202 ZZ (AT2R PC8z20) or as 2RS (AT2R PC8z20 RS).

verschweisst = welded

a = 10mm, b = 12,5mm, c = 10mm, f = 1,2mm
D = 56mm, N = 35, e = 49,4

		Pipe design								Maximum load bearing capacity per roller*						
Pipe-Ø	**Axle-Ø**	**S**	**SV**	**SG**	**SP**	**N**	**PG**	**PB**	**ALU**	011	013	017	021	021N	025	028
50x1,5	12,14	●	●	○	●	●				100	100	100	100	60	100	
50x2	12,14	●	●	○	●	●					100	100	100	60	100	100
60x1,5	12,14	●	●	○	●					100	100	100	100	60	100	
60x2	12,14	●	●	○	●						100	100	100	60	100	100
60,3x1,65	12,14					●				100	100	100	100	60	100	
63,5x2,9	12,14	●	●	○									100	60	100	100
80x2	12,14	●	●	○	●	●					100	100	100	60	100	

Counter-bearing	Friction	Fixed	**Pipe-Ø**	**Axle-Ø**	**EL=**	Internal thread **IG**	Spanner flat **S**	Spring axle	Smooth **G**	External thread **AG**	Deposed external thread **BG**	
011				12	RL+	54						9
013				12	RL+	53						6
017				12,14	RL+	55						7
021/021N				12,14	RL+	53						10
025				12,14	RL+	53						10
028				12,14	RL+	58						7

* - To determine the load bearing capacity of the axles and pipes, please use the chart on page 3.
When using 8 M toothed belt wheels, a centre distance tolerance of +0/-0.3mm is to be maintained.

Other designs upon request.

○ -Design upon request
● -In the standard

Ordering example	AT2ZR PC8z20,verschweisst 025-50x1,5 SV A12 IG8x15, EL=432

Copyright by PEKO ROLLEN AG Switzerland

Motor drive wheel and tooth belts Poly-Chain

M2R PC8z20,S / M2R PC8z20,N / M2R PC8z20,ALU

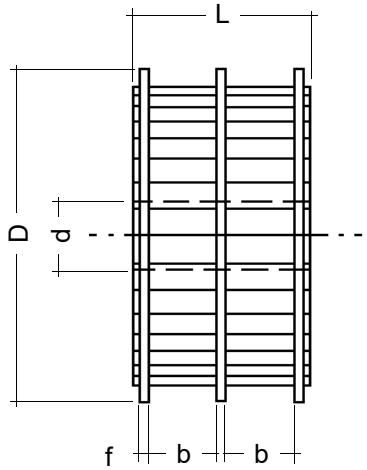

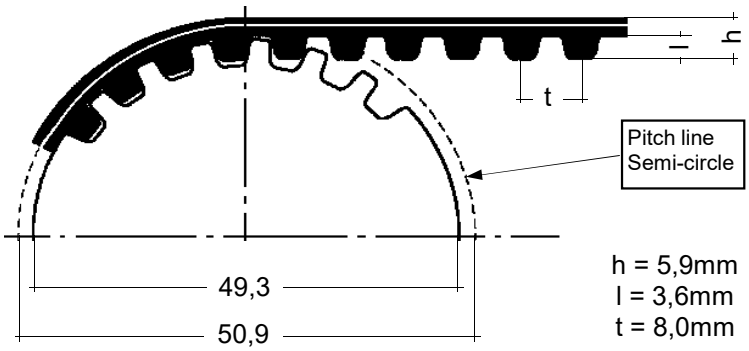

h = 5,9mm
l = 3,6mm
t = 8,0mm

b = 12,5mm, f = 1,2mm
L = 32,5mm, d = 10mm
D = 56mm

Motor drive wheel 8M z = 20 for 2 tooth belts with width up to 12mm of steel, Niro or aluminium pre-drilled.
The drive wheel on the motor as well as the first drive head of the roller powered by the motor drive wheel must not be made of plastic.

Tooth belts

Order reference	Pitch	Centre distance at z20*	Number of teeth	Effective	Width
ZRPCC-8M,288,b=11,2	8 mm	64 mm	36	288 mm	11,2 mm
ZRPCC-8M,352,b=11,2	8 mm	96 mm	44	352 mm	11,2 mm
ZRPCC-8M,416,b=11,2	8 mm	128 mm	52	416 mm	11,2 mm
ZRPCC-8M,456,b=11,2	8 mm	148 mm	57	456 mm	11,2 mm
ZRPCC-8M,480,b=11,2	8 mm	160 mm	60	480 mm	11,2 mm
ZRPCC-8M,544,b=11,2	8 mm	192 mm	68	544 mm	11,2 mm
ZRPCC-8M,608,b=11,2	8 mm	224 mm	76	608 mm	11,2 mm
ZRPCC-8M,640,b=11,2	8 mm	240 mm	80	640 mm	11,2 mm
ZRPCC-8M,720,b=12,0	8 mm	280 mm	90	720 mm	12,0 mm
ZRPC-8M,800,b=12,0	8 mm	320 mm	100	800 mm	12,0 mm
ZRPC-8M,896,b=12,0	8 mm	368 mm	112	896 mm	12,0 mm
ZRPC-8M,1000,b=12,0	8 mm	420 mm	125	1000 mm	12,0 mm

* Maximum allowed centre distance tolerance +0/-0.3mm.

Other designs upon request.

Ordering example	M2R PC8z20,S ZRPC-8M,352,b=11,2

Copyright by PEKO ROLLEN AG Switzerland

Powered accumulation conveyor roller for flat belts

AT1FR,KS,Stau

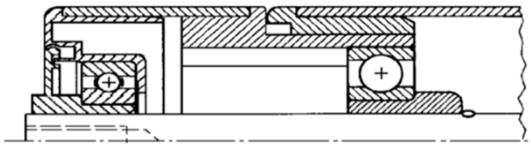

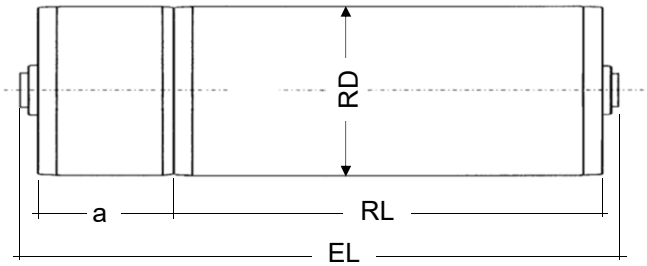

Flat belts drive head as accumulation drive.
Grooved ball bearing 6202 also available as ZZ (AT1FR Z,KS,Stau), as 2RS (AT1FR RS,KS,Stau) or as INOX (AT1FR RS,KS,Stau).

a min = 55mm

For information on accumulation drive, see Page 4.

Stau = Friction

		Pipe design								Maximum load bearing capacity per roller*	
Pipe-Ø	**Axle-Ø**	**S**	**SV**	**SG**	**SP**	**N**	**PG**	**PB**	**ALU**	025	
50x1,5	12,14	●	●	○	●	●			●	40	
50x2	12,14	●	●	○	●	●				40	
50x2,8	12,14						●	●		40	
60x1,5	12,14	●	●	○	●					40	
60x2	12,14	●	●	○	●	●				40	
60,3x1,65	12,14					●				40	
63x3	12,14						●			40	

Counter-bearing	Friction	Fixed	**Pipe-Ø**	**Axle-Ø**	**EL=**	Internal thread **IG**	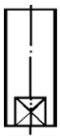 Spanner flat **S**	Spring axle **F**	Smooth **G**	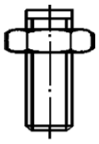 External thread **AG**	Deposed external thread **BG**	
025	●			12,14	RL+ a +	7						10

* - To determine the load bearing capacity of the axles and pipes, please use the chart on page 3.

○ - Design upon request
● - In the standard

Other designs upon request.

Ordering example	AT1FR,KS,Stau 025-50x1,5 SV A12 IG8x15 EL=432 a=57

Copyright by PEKO ROLLEN AG Switzerland

Powered conveyor roller with multi-ribbed belt wheel

AT1MRI,K,Fest

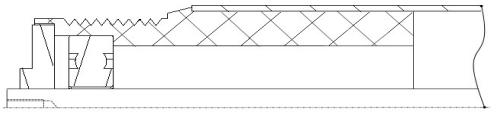

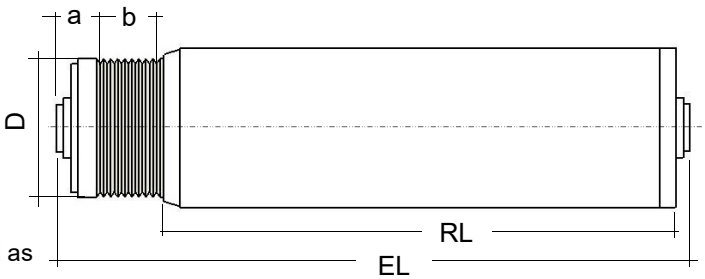

Multi-ribbed belt wheel for PJ belts of thermoplastic material as a fixed drive with press fit.
Grooved ball bearing 6202 ZZ, available as 2RS (AT1MRI,RS,K) or as INOX (AT1MRI,RSN,K).

a = 12mm, b = 18.72mm,D = 43mm

Fest = Fixed

		Pipe design								Maximum load bearing capacity per roller*							
Pipe-Ø	**Axle-Ø**	**S**	**SV**	**SG**	**SP**	**N**	**PG**	**PB**	**ALU**	011	013	017	021	021N	025		
50x1,5	12,14	●	●	○	●	●			●	40	40	40	40	40	40		
50x2	12,14	●	●	○	●	●					40	40	40	40	40		
50x2,8	12,14						●	●		40			40	40	40		
60x1,5	12,14	●	●	○	●					40	40	40	40	40	40		
60x2	12,14	●	●	○	●	●					40	40	40	40	40		
60,3x1,65	12,14					●				40			40	40	40		
63x3	12,14						●			40			40	40	40		
63,5x2,9	12,14	●	●	○									40	40	40		
80x2	12,14	●	●	○	●	●					40	40	40	40	40		

Counter-bearing	Friction	Fixed	**Pipe-Ø**	**Axle-Ø**	**EL=**	Internal thread **IG**	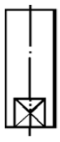 Spanner flat **S**	Spring axle **F**	Smooth **G**	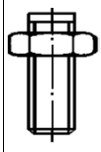 External thread **AG**	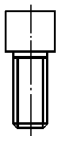 Deposed external thread **BG**	
011		●		12	RL+	37						9
013		●		12	RL+	36						6
017		●		12,14	RL+	39						7
021/021N		●		12,14	RL+	36						10
025		●		12,14	RL+	36						10

* - To determine the load bearing capacity of the axles and pipes, please use the chart on page 3.
When using PJ belts, a centre distance tolerance of +2.0/-0mm is to be maintained.

Information on the centre distance, can be found on page 50.

○ - Design upon request
● - In the standard

Other designs upon request

Ordering example	AT1MRI,K,Fest 025-50x1,5 SV A12 IG8x15, EL=432

Copyright by PEKO ROLLEN AG Switzerland

AT1K 3/8z10,S,Stau / AT1K 3/8z10,S,Fest

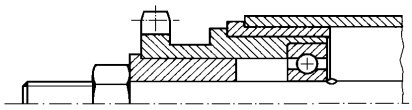

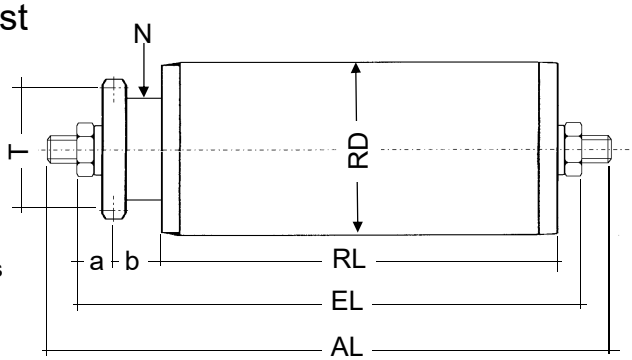

Steel chain wheel 3/8"x7/32" z10 with normal toothing as accumulation drive (Friction) or as fixed drive (Fixed) with press fit.
Grooved ball bearing 608 also available as ZZ or 2RS.
Chain wheel-side also available with IG spigot. As fixed drive not suited for stop and go.

a=12mm, b=12,5mm, T=30,82mm, N=21mm

For information on accumulation drive, see Page 4.

Stau = Friction / Fest = Fixed

		Pipe design								Maximum load bearing capacity per roller*											
Pipe-Ø	**Axle-Ø**	**S**	**SV**	**SG**	**SP**	**N**	**PG**	**PB**	**ALU**	001	001N	005									
30x1	8	●	●	○	◐	●				14	14	20									
30x1,8	8						●	●		14	14	20									
32x2	8	●	●	○	◐	●				14	14	20									

Counter-bearing	Friciton	Fixed	**Pipe-Ø**	**Axle-Ø**	**EL=**	Internal thread **IG**	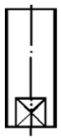 Spanner flat **S**	Spring axle **F**	Smooth **G**	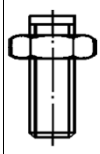 External thread **AG**	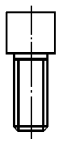 Deposed external thread **BG**	
001/001N	●	●		8	RL+					34		11
005				8	RL+					32		6

* - To determine the load bearing capacity of the axles and pipes, please use the chart on page 3.

○ - Design upon request
● - In the standard

Other designs upon request.

Ordering example	AT1K 3/8z10,S,Fest 005-30x1 SV A8 AG8x15 EL=432

Copyright by PEKO ROLLEN AG Switzerland

AT1K 1/2z11,K,Stau / AT1K 1/2z11,K,Fest

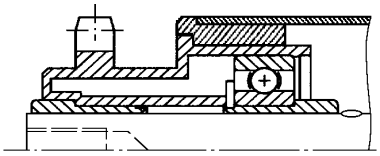

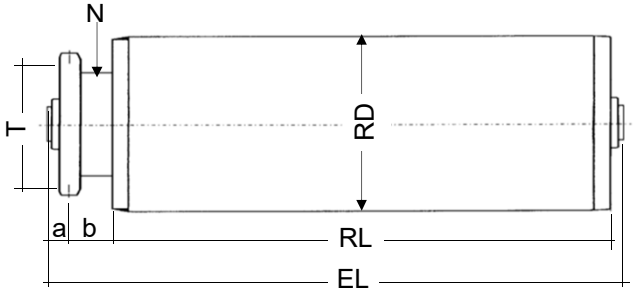

Plastic chain wheel 1/2"x5/16" z11 with rack and pinion toothing as accumulation drive (Friction) or as fixed drive (Fixed) with press fit. Grooved ball bearing 6202 also available as ZZ or 2RS. Also available with normal toothing. Not suitable for stop and go as fixed drive.

a=12mm, b=15,5mm, T=45,07mm, N=30mm

For information on accumulation drive, see Page 4.

Stau = Friction / Fest = Fixed

		Pipe design								Maximum load bearing capacity per roller*									
Pipe-Ø	**Axle-Ø**	**S**	**SV**	**SG**	**SP**	**N**	**PG**	**PB**	**ALU**	009	009N	011	013	017	021	021N	025	028	029
50x1,5	10,12,14	●	●	○	●	●			●	24	24	40	40	40	40	40	40		40
50x2	10,12,14	●	●	○	●	●							40	40	40	40	40	40	40
50x2,8	10,12,14						●	●		24	24	40			40	40	40		
50x3	10,12,14	●	●	○	●									40			40		
60x1,5	10,12,14	●	●	○	●					24	24	40	40	40	40	40	40		40
60x2	10,12,14	●	●	○	●	●							40	40	40	40	40	40	40
60,3x1,65	10,12,14					●				24	24	40			40	40	40		40
63x3	10,12,14						●			24	24	40			40	40	40		
63,5x2,9	10,12,14	●	●	○											40	40	40	40	40
80x2	10,12,14	●	●	○	●	●							40	40	40	40	40		40

Counter-bearing	Friction	Fixed	**Pipe-Ø**	**Axle-Ø**	**EL=**	Internal thread **IG**	Spanner flat **S**	Spring axle **F**	Smooth **G**	External thread **AG**	Deposed external thread **BG**	
009/009N	●	●		10,12	RL+	33						8
011	●	●		10,12	RL+	33						9
013	●	●		10,12	RL+	31						6
017	●	●		10,12,14	RL+	34						7
021/021N	●	●		10,12,14	RL+	31						10
025	●	●		10,12,14	RL+	31						10
028	●	●		10,12,14	RL+	37						7
029		●		10,12,14	RL+	34						7

* - To determine the load bearing capacity of the axles and pipes, please use the chart on page 3.

○ - Design upon request
● - In the standard

Other designs upon request.

Ordering example	AT1K 1/2z11,K,Fest 025-50x1,5 SV A12 IG8x15, EL=432

Copyright by PEKO ROLLEN AG Switzerland

Powered conveyor roller with single chain wheel

AT1K 1/2z11,S,Stau / AT1K 1/2z11,S,Fest

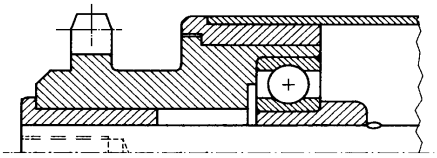

Steel chain wheel 1/2"x5/16" z11 with rack and pinion gearing as accumulation drive (Friction) or als fixed drive (Fixed) with press fit. Grooved ball bearing 6202 also available as ZZ or 2RS.
Not suitable for stop and go as fixed drive.

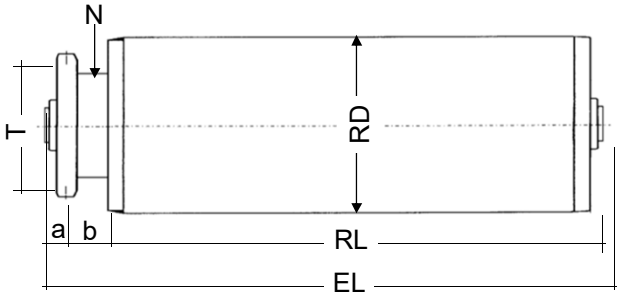

a=12mm, b=15,5mm, T=45,07mm, N=31,5mm

For information on accumulation drive, see Page 4.

Stau = Friction / Fest = Fixed

		Pipe design								Maximum load bearing capacity per roller*									
Pipe-Ø	**Axle-Ø**	**S**	**SV**	**SG**	**SP**	**N**	**PG**	**PB**	**ALU**	009	009N	011	013	017	021	021N	025	028	029
50x1,5	10,12,14	●	●	○	●	●			●	24	24	100	100	100	100	60	100		100
50x2	10,12,14	●	●	○	●	●							100	100	100	60	100	100	100
50x2,8	10,12,14						●	●		24	24	100			100	60	100		
50x3	10,12,14	●	●	○	●									100			100		
60x1,5	10,12,14	●	●	○	●					24	24	100	100	100	100	60	100		100
60x2	10,12,14	●	●	○	●								100	100	100	60	100	100	100
60,3x1,65	10,12,14					●				24	24	100			100	60	100		100
63x3	10,12,14						●			24	24	100			100	60	100		
63,5x2,9	10,12,14	●	●	○											100	60	100	100	100
80x2	10,12,14	●	●	○	●	●							100	100	100	60	100		100

Counter-bearing	Friction	Fixed	**Pipe-Ø**	**Axle-Ø**	**EL=**	Internal thread **IG**	Spanner flat **S**	Spring axle **F**	Smooth **G**	External thread **AG**	Deposed external thread **BG**	
009/009N	●	●		10,12	RL+	33						8
011	●	●		10,12	RL+	33						9
013	●	●		10,12	RL+	31						6
017	●	●		10,12,14	RL+	34						7
021/021N	●	●		10,12,14	RL+	31						10
025	●	●		10,12,14	RL+	31						10
028	●	●		10,12,14	RL+	37						7
029		●		10,12,14	RL+	34						7

* - To determine the load bearing capacity of the axles and pipes, please use the chart on page 3.

○ - Design upon request
● - In the standard

Other designs upon request.Other designs upon request.

Ordering example	AT1K 1/2z11,S,Fest 025-50x1,5 SV A12 IG8x15, EL=432

Copyright by PEKO ROLLEN AG Switzerland

Notes

AT1K 1/2z11,S,Stau "E"

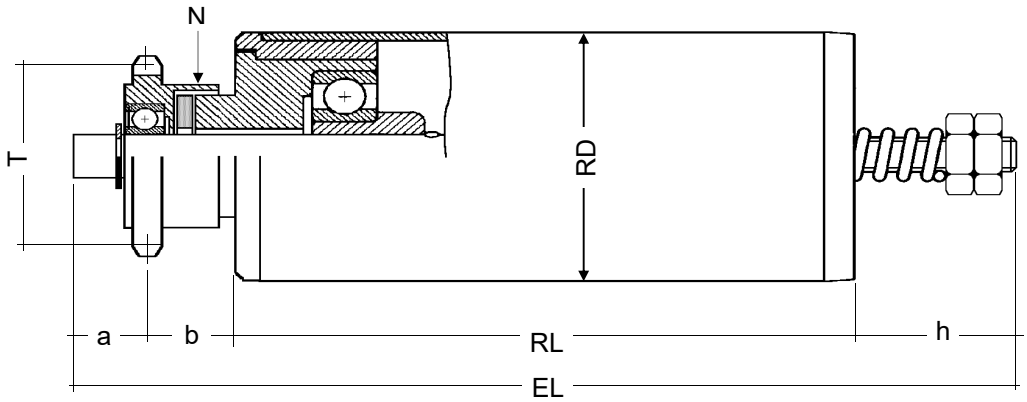

a = 12mm
b = 18mm
h = 29mm
N = 32mm
T = 45,07mm

Steel chain wheel 1/2"x5/16" z11 as accumulation drive with adjustable drive force. drive head with grooved ball bearing 6001 ZZ also available with 6001 2RS (AT1K 1/2z11,RS,Stau "E") and counterbearing 024E with 6202 ZZ also available with 6202 2RS (024RS). Axle has inside thread M8x15 on both sides.
By adjusting the nuts on the fine thread M12x1.25, the friction on the friction disc and thus the drive force is increased.

Maximum allowed conveying speed 0.5 m/sec. **Stau = Friction**

		Pipe design								Maximum load bearing capacity per roller*											
Pipe-Ø	**Axle-Ø**	**S**	**SV**	**SG**	**SP**	**N**	**PG**	**PB**	**ALU**	024											
50x1,5	12	●	●	○	●	●			●	60											
50x2	12	●	●	○	●	●				60											
50x2,8	12						●	●		60											
60x1,5	12	●	●	○	●					60											
60x2	12	●	●	○	●					60											
60,3x1,65	12					●				60											
63x3	12						●			60											

Counter-bearing	**Pipe-Ø**	**Axle- Ø**	**EL =**	Internal thread **IG**	Spanner flat **S**	Spring axle **F**	Smooth **G**	External thread **AG**	Deposed external thread **BG**	
024E		12	RL +	59						10

Ordering example	AT1K 1/2z11,Stau "E" 024E-50x1,5 SV A12 IG8x15 EL=567

Copyright by PEKO ROLLEN AG Switzerland

Adjustable friction roller

AT1K 1/2z11,S,Stau "EK"

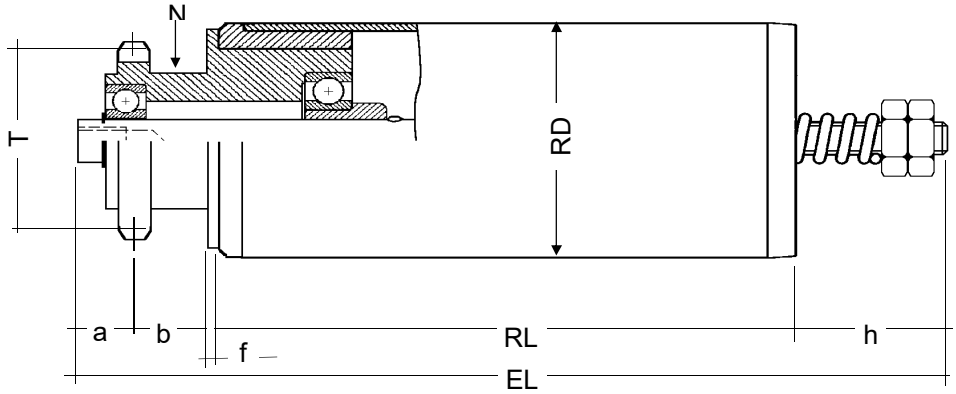

a = 12mm
b = 15,5mm
f = 2mm
h = 29mm
N = 31,5mm
T = 45,07mm

Steel chain wheel 1/2"x5/16" z11 as accumulation drive with adjustable drive force. Drive head with grooved ball bearing 6001 ZZ/6202 ZZ also available with 6001 2RS/ 6202 2RS (AT1K 1/2z11,RS,Stau "EK") and counterbearing 024E with 6202 ZZ also available with 6202 2RS (024RS). Axle with inside thread M8x15 on both sides. By adjusting the nuts on the fine thread,M12x1.25 the friction of the chain wheel as well as the anti-friction bushing and thus the drive force is increased.

Maximum allowed conveying speed 0.5 m/sec. **Stau = Friction**

		Pipe design								Maximum load bearing capacity per roller*											
Pipe-Ø	**Axle-Ø**	**S**	**SV**	**SG**	**SP**	**N**	**PG**	**PB**	**ALU**	024											
50x1,5	12	●	●	○	●	●			●	60											
50x2	12	●	●	○	●	●				60											
50x2,8	12						●	●		60											
60x1,5	12	●	●	○	●					60											
60x2	12	●	●	○	●					60											
60,3x1,65	12					●				60											
63x3	12						●			60											

Counter-bearing	**Pipe-Ø**	**Axle-Ø**	**EL =**	Internal thread **IG**	Spanner flat **S**	Spring axle **F**	Smooth **G**	External thread **AG**	Deposed external thread **BG**	
024E		12	RL +	59						10

* - To determine the load bearing capacity of the axles and pipes, please use the chart on page 3.

○ - Design upon request
● - In the standard

Other designs upon request.

Ordering example	AT1K 1/2z11,Stau "EK" 024E-50x1,5 SV A12 IG8x15 EL=567

Copyright by PEKO ROLLEN AG Switzerland

Powered conveyor roller with single chain wheel

AT1K 1/2z11,verschweisst

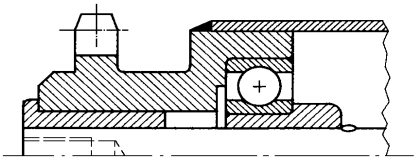

Steel chain wheel 1/2"x5/16" z11 with rack and pinion gearing welded with pipe.

Grooved ball bearing 6202 also available as ZZ or 2RS.

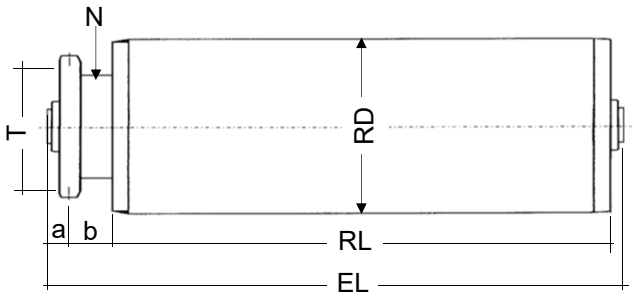

a=12mm, b=15,5mm, T=45,07mm, N=31,5mm

verschweisst = welded

		Pipe design								Maximum load bearing capacity per roller*											
Pipe-Ø	**Axle-Ø**	**S**	**SV**	**SG**	**SP**	**N**	**PG**	**PB**	**ALU**	013	017	021	021N	025	028	029					
50x1,5	10,12,14	●	●	○	●	●				100	100	100	60	100		100					
50x2	10,12,14	●	●	○	●					100	100	100	60	100	100	100					
50x3	10,12,14	●	●	○	●						100			100							
60x1,5	10,12,14	●	●	○	●					100	100	100	60	100		100					
60x2	10,12,14	●	●	○	●					100	100	100	60	100	100	100					
63,5x2,9	10,12,14	●	●	○								100	60	100	100						
80x2	10,12,14	●	●	○	●	●				100	100	100	60	100		100					

Counter-bearing		**Pipe-Ø**	**Axle-Ø**	**EL=**	Internal thread **IG**	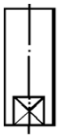 Spanner flat **S**	Spring axle **F**	Smooth **G**	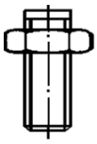 External thread **AG**	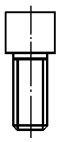 Deposed external thread **BG**	
013			10,12	RL+	31						6
017			10,12,14	RL+	34						7
021/021N			10,12,14	RL+	31						10
025			10,12,14	RL+	31						10
028			10,12,14	RL+	37						7
029			10,12,14	RL+	33						7

* - To determine the load bearing capacity of the axles and pipes, please use the chart on page 3.

Other designs upon request.

○ - Design upon request
● - In the standard

Ordering example	AT1K 1/2z11,verschweisst 025-50x1,5 SV A12 IG8x15, EL=432

Copyright by PEKO ROLLEN AG Switzerland

Powered conveyor roller with single chain wheel

AT1K 1/2z14,K,Stau / AT1K 1/2z14,K,Fest

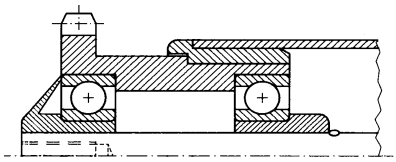

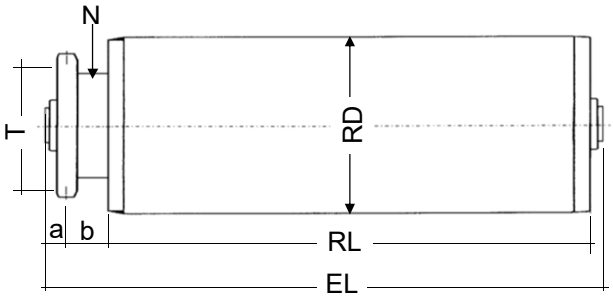

Chain wheel 1/2"x5/16" z14 of thermoplastic material as an accumulation drive (Friction) or as fixed drive (Fixed) with press fit. Grooved ball bearing 6202 also available as ZZ or 2RS.
Not suitable for stop and go as fixed drive.

For information on accumulation drive, see Page 4.

a=11,5mm, b=18mm, T=57,07mm, N=43mm
Stau = Friction
Fest = Fixed

		Pipe design								Maximum load bearing capacity per roller*											
Pipe-Ø	**Axle-Ø**	**S**	**SV**	**SG**	**SP**	**N**	**PG**	**PB**	**ALU**	009	009N	011	013	017	021	021N	025	028	029		
50x1,5	10,12,14	●	●	○	●	●			●	24	24	40	40	40	40	40	40		40		
50x2	10,12,14	●	●	○	●	●							40	40	40	40	40	40	40		
50x2,8	10,12,14						●	●		24	24	40			40	40	40				
50x3	10,12,14	●	●	○	●									40			40				
60x1,5	10,12,14	●	●	○	●					24	24	40	40	40	40	40	40		40		
60x2	10,12,14	●	●	○	●								40	40	40	40	40	40	40		
60,3x1,65	10,12,14					●				24	24	40			40	40	40		40		
63x3	10,12,14						●			24	24	40			40	40	40				
63,5x2,9	10,12,14	●	●	○											40	40	40	40			
80x2	10,12,14	●	●	○	●	●							40	40	40	40	40		40		

Counter-bearing	Friction	Fixed	**Pipe-Ø**	**Axle-Ø**	**EL=**	Internal thread **IG**	Spanner flat **S**	Spring axle **F**	Smooth **G**	External thread **AG**	Deposed external thread **BG**	
009/009N	●	●		10,12	RL+	35						8
011	●	●		10,12	RL+	35						9
013	●	●		10,12	RL+	34						6
017	●	●		10,12,14	RL+	36						7
021/021N	●	●		10,12,14	RL+	35						10
025	●	●		10,12,14	RL+	35						10
028	●	●		10,12,14	RL+	39						7
029		●		10,12,14	RL+	37						7

* - To determine the load bearing capacity of the axles and pipes, please use the chart on page 3.

○ - Design upon request
● - In the standard

Other designs upon request.

Ordering example	AT1K 1/2z14,K,Stau 025-50x1,5 SV A12 IG8x15, EL=432

Copyright by PEKO ROLLEN AG Switzerland

AT1K 1/2z14,S,Stau / AT1K 1/2z14,S,Fest

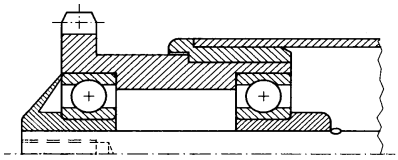

Steel chain wheel 1/2"x5/16" z14 with rack and pinion gearing as accumulation drive (Friction) or as fixed drive (Fixed) with press fit grooved ball bearing 6202 also available as ZZ or 2RS.
Not suitable for stop and go as fixed drive.

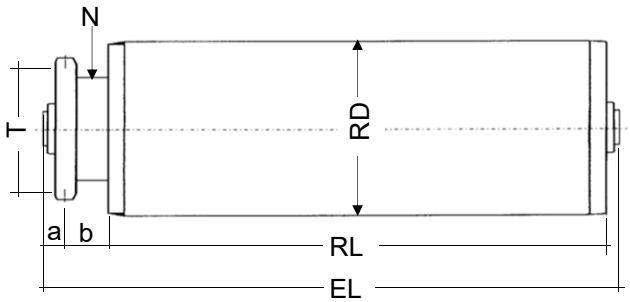

a=11,5mm, b=18mm, T=57,07mm, N=43mm

IFor information on accumulation drive, see Page 4.

Stau = Friction / Fest = Fixed

		Pipe design								Maximum load bearing capacity per roller*											
Pipe-Ø	**Axle-Ø**	**S**	**SV**	**SG**	**SP**	**N**	**PG**	**PB**	**ALU**	009	009N	011	013	017	021	021N	025	028	029		
50x1,5	10,12,14	●	●	○	●	●			●	24	24	100	100	100	100	60	100		100		
50x2	10,12,14	●	●	○	●	●							100	100	100	60	100	100	100		
50x2,8	10,12,14						●	●		24	24	100			100	60	100				
50x3	10,12,14	●	●	○	●									100			100				
60x1,5	10,12,14	●	●	○	●					24	24	100	100	100	100	60	100		100		
60x2	10,12,14	●	●	○	●	●							100	100	100	60	100	100	100		
60,3x1,65	10,12,14					●				24	24	100			100	60	100		100		
63x3	10,12,14						●			24	24	100			100	60	100				
63,5x2,9	10,12,14	●	●	○											100	60	100	100			
80x2	10,12,14	●	●	○	●	●							100	100	100	60	100		100		

Counter-bearing	Friction	Fixed	**Pipe-Ø**	**Axle- Ø**	**EL=**	Internal thread **IG**	Spanner flat **S**	Spring axle **F**	Smooth **G**	External thread **AG**	Deposed external thread **BG**	
009/009N	●	●		10,12	RL+	35						8
011	●	●		10,12	RL+	35						9
013	●	●		10,12	RL+	34						6
017	●	●		10,12,14	RL+	36						7
021/021N	●	●		10,12,14	RL+	34						10
025	●	●		10,12,14	RL+	34						10
028	●	●		10,12,14	RL+	39						7
029		●		10,12,14	RL+	36						7

* - To determine the load bearing capacity of the axles and pipes, please use the chart on page 3.

Other designs upon request.

○ - Design upon request
● - In the standard

Ordering example	AT1K 1/2z14,S,Stau 025-50x1,5 SV A12 IG8x15, EL=432

Copyright by PEKO ROLLEN AG Switzerland

Adjustable friction roller

AT1K 1/2z14,S,Stau "EK"

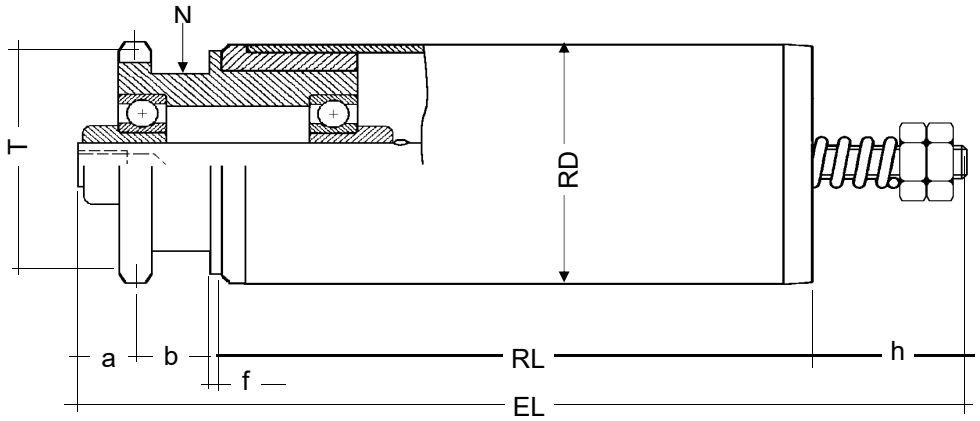

a = 11,5mm
b = 18mm
f = 2mm
h = 29mm
N = 43mm
T = 57,07mm

Steel chain wheel 1/2"x5/16" z14 as accumulation drive with adjustable drive force. Drive head with grooved ball bearing 6202 ZZ aso available with 6202 2RS (AT1K 1/2z14,RS,Stau "EK") and counterbearing 024E with 6202 ZZ aso available with 6202 2RS (024RS). Axle with inside thread M8x15 on both sides.
By adjusting the nuts on the fine thread M12x1.25, the friction of the chain wheel as well as the anti-friction bushing and thus the drive force is increased.

Maximum allowed conveying speed 0.5 m/sec. **Stau = Friction**

		Pipe design								Maximum load bearing capacity per roller*											
Pipe-Ø	**Axle-Ø**	**S**	**SV**	**SG**	**SP**	**N**	**PG**	**PB**	**ALU**	024											
50x1,5	12	●	●	○	●	●			●	60											
50x2	12	●	●	○	●	●				60											
50x2,8	12						●	●		60											
60x1,5	12	●	●	○	●					60											
60x2	12	●	●	○	●					60											
60,3x1,65	12					●				60											
63x3	12						●			60											

Counter-bearing	**Pipe-Ø**	**Axle-Ø**	**EL =**	Internal thread **IG**	Spanner flat **S**	Spring axle **F**	Smooth **G**	External thread **AG**	Deposed external thread **BG**	
024E		12	RL +	61						10

* - To determine the load bearing capacity of the axles and pipes, please use the chart on page 3.

○ - Design upon request
● - In the standard

Other designs upon request.

Ordering example	AT1K 1/2z14,Stau "EK" 024E-50x1,5 SV A12 IG8x15, EL=567

Copyright by PEKO ROLLEN AG Switzerland

AT1K 1/2z14,verschweisst

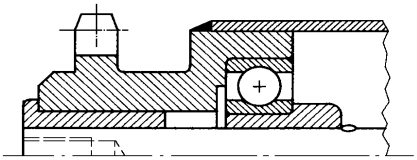

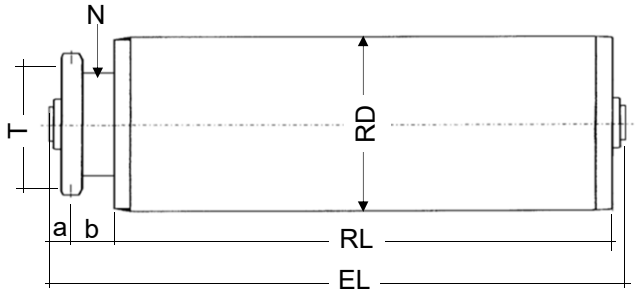

Steel chain wheel 1/2"x5/16" z14 with rack and pinion gearing welded with pipe. Grooved ball bearing 6202/6003 also available as ZZ or 2RS.

a=11,5mm, b=18mm, T=57,07mm, N=43mm

verschweisst = welded

		Pipe design								Maximum load bearing capacity per roller*										
Pipe-Ø	**Axle-Ø**	**S**	**SV**	**SG**	**SP**	**N**	**PG**	**PB**	**ALU**	013	017	021	021N	025	028	029				
50x1,5	10,12,14,15,17	●	●	○	●					150	150	150	60	150		150				
50x2	10,12,14,15,17	●	●	○	●					150	150	150	60	150	150	150				
50x3	10,12,14,15,17	●	●	○	●						150			150						
60x1,5	10,12,14,15,17	●	●	○	●					150	150	150	60	150		150				
60x2	10,12,14,15,17	●	●	○	●					150	150	150	60	150	150	150				
63,5x2,9	10,12,14,15,17	●	●	○								150	60	150	150					
80x2	10,12,14,15,17	●	●	○	●					150	150	150	60	150		150				

Counter-bearing		**Pipe-Ø**	**Axle-Ø**	**EL=**	Internal thread **IG**	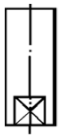 Spanner flat **S**	Spring axle **F**	Smooth **G**	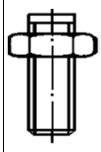 External thread **AG**	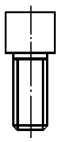 Deposed external thread **BG**	
013			10,12	RL+	35						6
017			10,12,14	RL+	37						7
021/021N			10,12,14	RL+	33						10
025			10,12,14,15,17	RL+	33						10
028			10,12,14,15,17	RL+	40						7
029			10,12,14,15,17	RL+	35						7

* - To determine the load bearing capacity of the axles and pipes, please use the chart on page 3.

○ - Design upon request
● - In the standard

Other designs upon request.

Ordering example	AT1K 1/2z14,verschweisst 025-50x1,5 SV A12 IG8x15, EL=432

Copyright by PEKO ROLLEN AG Switzerland

AT1K 5/8z12,S,Stau / AT1K 5/8z12,S,Fest

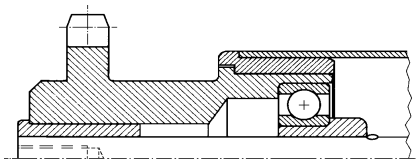

Steel chain wheel 5/8"x3/8" z12 with rack and pinion gearing as accumulation drive (Friction) or as fixed drive (Fixed) with press fit grooved ball bearing 6202/6003 also available as ZZ or 2RS.
Not suited for stop and go operation as fixed drive.

For information on accumulation drive, see page 4.

.

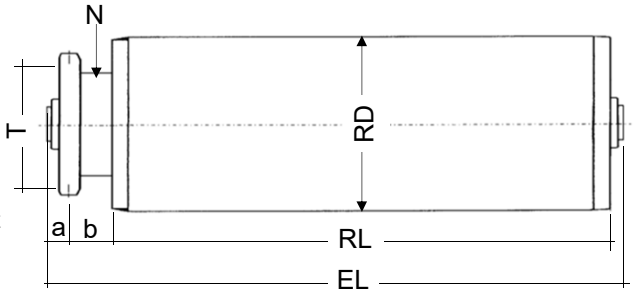

a = 15mm, b = 28mm, T = 61,34mm, N = 36mm

Stau = Friction / Fest = Fixed

Pipe-Ø	Axle-Ø	Pipe design								Maximum load bearing capacity per roller*											
		S	SV	SG	SP	N	PG	PB	ALU	017	025	028	029								
50x1,5	12,14,17	●	●	○	●	●			●	100	100		100								
50x2	12,14,17	●	●	○	●	●				100	100	100	100								
50x3	12,14,17	●	●	○	●					100	100		100								
60x1,5	12,14,17	●	●	○	●					100	100		100								
60x2	12,14,17	●	●	○	●	●				100	100	100	100								
60,3x1,65	12,14,17					●					100		100								
63,5x2,9	12,14,17	●	●	○							100	100	100								
80x2	12,14,17	●	●	○	●	●				100	100		100								

Counter-bearing	Friction	Fixed	Pipe-Ø	Axle-Ø	EL=	Internal thread IG	Spanner flat S	Spring axle F	Smooth G	External thread AG	Deposed external thread BG	
017	●	●		12,14	RL+	49						7
025	●	●		12,14,17	RL+	47						10
028	●	●		12,14,17	RL+	52						7
029				12,14,17	RL+	49						7

* - To determine the load bearing capacity of the axles and pipes, please use the chart on page 3.

Other designs upon request.

○ - Design upon request
● - In the standard

Ordering example	AT1K 5/8z12,verschweisst 029-63,5x2,9 SV A14 IG8x15, EL=432

Copyright by PEKO ROLLEN AG Switzerland

AT1K 5/8z12,verschweisst

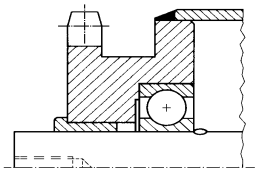

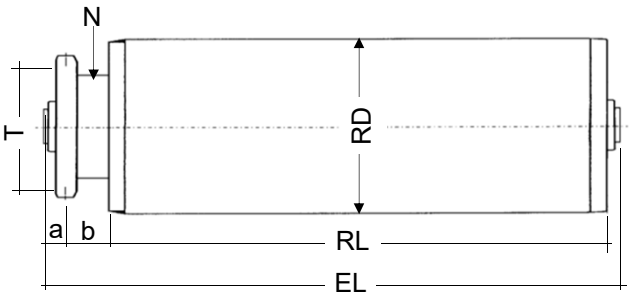

Steel chain wheel 5/8"x3/8" z12 with rack and pinion gearing welded with pipe.
Grooved ball bearing 6204 also available as ZZ or 2RS.

a = 18mm, b = 18mm, T = 61,34mm, N = 44mm

verschweisst = welded

		Pipe design								Maximum load bearing capacity per roller*											
Pipe-Ø	**Axle-Ø**	**S**	**SV**	**SG**	**SP**	**N**	**PG**	**PB**	**ALU**	033											
80x2	20	●	●	○	●					400											
80x3	20	●	●	○	●					400											
88.9x2.9	20	●	●	○	●					400											
108x3.6	20	●	●	○	●					400											

Counter-bearing		**Pipe-Ø**	**Axle-Ø**	**EL=**	Internal thread **IG**	Spanner flat **S**	Spring axle **F**	Smooth **G**	External thread **AG**	Deposed external thread **BG**	
033			20	RL+	41						8

* - To determine the load bearing capacity of the axles and pipes, please use the chart on page 3.

○ - Design upon request
● - In the standard

Other designs upon request.

Ordering example	AT1K 5/8z12,verschweisst 033-88.9x2,9 SV A20 IG10x15, EL=432

Copyright by PEKO ROLLEN AG Switzerland

AT1K 5/8z12,S,Stau / AT1K 5/8z13,S,Stau / AT1K 5/8z15,S,Stau

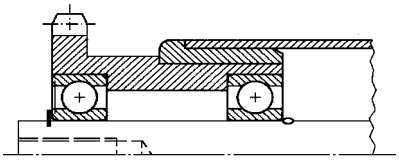

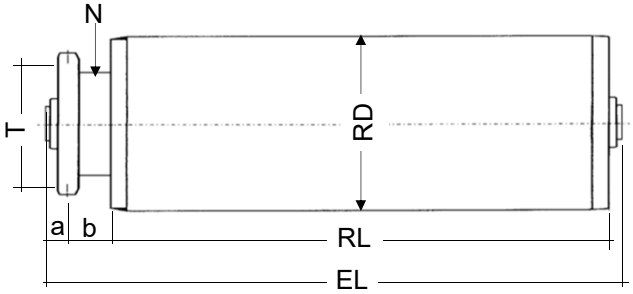

Steel chain wheel 5/8"x3/8" z12 with rack and pinion gearing as accumulation drive (Friction). Grooved ball bearing 6204/6004 also available as ZZ or 2RS.

For information on accumulation drive, see page 4.

Stau = Friction

z12: a = 18mm, b = 18mm, T = 61.34mm, N = 36mm
z13: a = 18mm, b = 18mm, T = 66,32mm, N = 51mm
z15: a = 18mm, b = 18mm, T = 76,36mm, N = 60mm

		Pipe design								Maximum load bearing capacity per roller*											
Pipe-Ø	**Axle-Ø**	**S**	**SV**	**SG**	**SP**	**N**	**PG**	**PB**	**ALU**	034	037	044									
80x2	17/20	●	●	○	●	●				200	200	200									
88,9x2,9	17/20	●	●	○	●	●				200	200	200									

Counter-bearing	**Pipe-Ø**	**Axle-Ø z12**	**z13**	**z15**	**EL=**	Internal thread **IG**	Spanner flat **S**	Spring axle **F**	Smooth **G**	External thread **AG**	Deposed external thread **BG**	
034		17	20	17/20	RL+	43						8
037		17	20	17/20	RL+	43						10
044		17	20	17/20	RL+	43						8

* - To determine the load bearing capacity of the axles and pipes, please use the chart on page 3.

Other designs upon request.

○ - Design upon request
● - In the standard

Ordering example	AT1K 5/8z13,S,Stau 034-88,9x2,9 SV A20 IG12x18, EL=432

Copyright by PEKO ROLLEN AG Switzerland

AT1K 5/8z13,verschweisst / AT1K 5/8z15,verschweisst

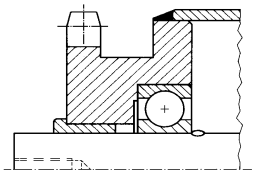

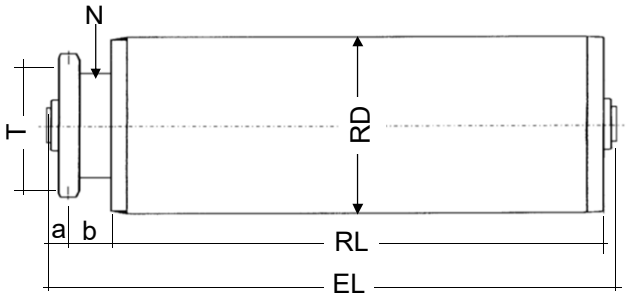

Steel chain wheel 5/8"x3/8" z13 or z15 with rack and pinion gearing welded with pipe.
Grooved ball bearing 6204 also available as ZZ or 2RS.

with z13: a = 18mm, b = 18mm, T = 66,32mm, N = 51mm
with z15: a = 18mm, b = 18mm, T = 76,36mm, N = 60mm

verschweisst = welded

	z13 z15	z15	Pipe design								Maximum load bearing capacity per roller*											
Pipe-Ø	**Axle-Ø**		**S**	**SV**	**SG**	**SP**	**N**	**PG**	**PB**	**ALU**	033	045										
63,5x2,9	20		●	●	○						480											
80x2	20		●	●	○	●					480											
80x3	20		●	●	○	●					480											
88,9x2,9	20	25	●	●	○	●					480	480										
108x3,6	20	25	●	●	○	●					480	480										
133x4	20	25	●	●	○	●						480										

Counter-bearing		**Pipe-Ø**	**Axle-Ø**	**EL=**	Internal thread **IG**	Spanner flat **S**	Spring axle **F**	Smooth **G**	External thread **AG**	Deposed external thread **BG**	
033			20,25	RL+	41						8
045			20,25	RL+	41						10

* - To determine the load bearing capacity of the axles and pipes, please use the chart on page 3.

○ - Design upon request
● - In the standard

Other designs upon request.

Ordering example	AT1K 5/8z15,verschweisst 033-88,9x2,9 SV A20 IG10x15, EL=967

Copyright by PEKO ROLLEN AG Switzerland

Powered conveyor roller with single chain wheel

AT1K 3/4z13,verschweisst

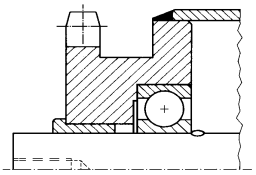

Steel chain wheel 3/4"x7/16" z13 with rack and pinion gearing with pipe welded. Grooved ball bearing 6204/6005 also available as ZZ or 2RS.

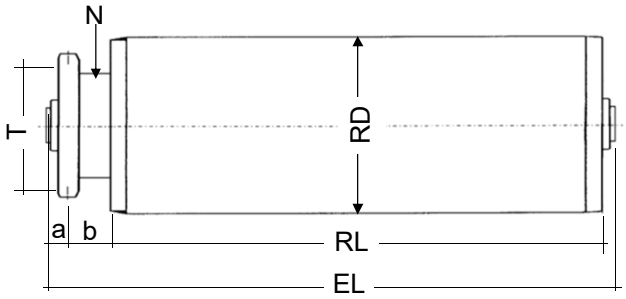

a = 18mm, b = 18mm, T = 79,59mm, N = 60mm

verschweisst = welded

		Pipe design								Maximum load bearing capacity per roller*											
Pipe-Ø	**Axle-Ø**	**S**	**SV**	**SG**	**SP**	**N**	**PG**	**PB**	**ALU**	033	045										
80x2	20,25	●	●	○	●					480											
80x3	20,25	●	●	○	●					480											
88,9x2,9	20,25	●	●	○	●					480											
108x3,6	20,25	●	●	○	●					480											
133x4	20,25	●	●	○	●						480										

Counter-bearing		**Pipe-Ø**	**Axle-Ø**	**EL=**	Internal thread **IG**	Spanner flat **S**	Spring axle **F**	Smooth **G**	External thread **AG**	Deposed external thread **BG**	
033			20,25	RL+	41						8
045			20,25	RL+	41						10

* - To determine the load bearing capacity of the axles and pipes, please use the chart on page 3.

○ - Design upon request
● - In the standard

Other designs upon request.

Ordering example	AT1K 3/4z13,verschweisst 033-88,9x2,9 SV A20 IG10x15, EL=967

Copyright by PEKO ROLLEN AG Switzerland

Centre distances for chains

Chain links	3/8" x 7/32" z=12	1/2" x 5/16" z=14	5/8" x 3/8" z=15	3/4" x 7/16 z=13	
22	47,6				
24	57,2				
26	66,7	76,2		123,8	
28	76,2	88,9	103,2	142,9	
30	85,8	101,6	119,1	161,9	
32	95,3	114,3	134,9	181,0	
34	104,8	127,0	150,8	200,0	
36	114,3	139,7	166,7	219,1	
38	123,9	152,4	182,6	238,1	
40	133,4	165,1	198,5	257,2	
42	142,9	177,8	214,3	276,2	
44	152,4	190,5	230,2	295,3	
46		203,2	246,1	314,3	
48		215,9	261,9	333,4	
50		228,6	277,8	352,4	
52		241,3	293,7	371,5	
54		254,0	309,6	390,5	
56		266,7	325,4	409,6	
58		279,4	341,3	428,6	
60		292,1	357,2	447,7	

Centre distance für ribbed belt

Number of ribbings	Designation					
	PJ 256	PJ 286	PJ 336	PJ 376		Conveyor weight
2	60	75	100	120		1-40kg
3	60	75	100	120		41-200kg

Other designs upon request

Copyright by PEKO ROLLEN AG Switzerland

Notes

AT2K 3/8z12,S,Stau / AT2K 3/8z12,S,Fest

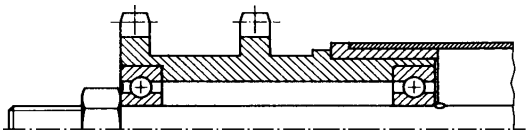

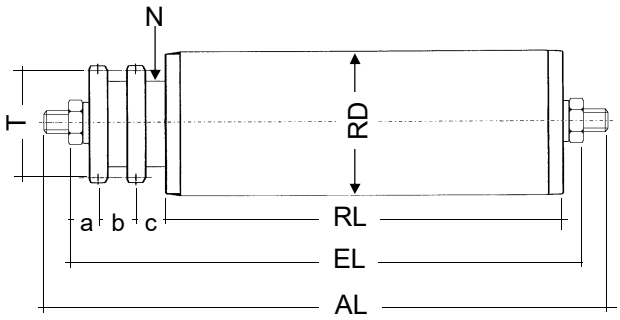

Steel chain wheel 3/8"x7/32" z12 with Plain toothing als accumulation drive (Friction) or as fixed drive (Fixed) with press fit. Grooved ball bearing 608 ZZ also available as 2RS. Not suitable for stop and go as fixed drive.

For information on accumulation drive, see Page 4.

Stau = Friction / Fest = Fixed

a = 9,5mm, b = 20mm, c = 12,5mm, T = 36,8mm
N = 27mm

		Pipe design								Maximum load bearing capacity per roller*											
Pipe-Ø	**Axle-Ø**	**S**	**SV**	**SG**	**SP**	**N**	**PG**	**PB**	**ALU**	001	001N	005									
30x1	8	●	●	○	●	●				14	14	40									
30x1,8	8						●	●		14	14	40									
32x2	8	●	●	○	●	●				14	14	40									

Counter-bearing	Friction	Fixed	**Pipe-Ø**	**Axle-Ø**	**EL=**	Internal thread **IG**	Spanner flat **S**	Spring axle **F**	Smooth **G**	External thread **AG**	Deposed external thread **BG**	
001/001N	●	●		8	RL+					52		11
005	●	●		8	RL+					50		6

* - To determine the load bearing capacity of the axles and pipes, please use the chart on page 3.

○ - Design upon request
● - In the standard

Other designs upon request.

Ordering example	AT2K 3/8z12,S,Fest 005-30x1 SV A8 AG8x15, EL=432

Copyright by PEKO ROLLEN AG Switzerland

AT2K 1/2z14,K,Stau / AT2K 1/2z14,K,Fest

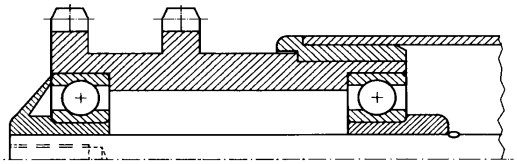

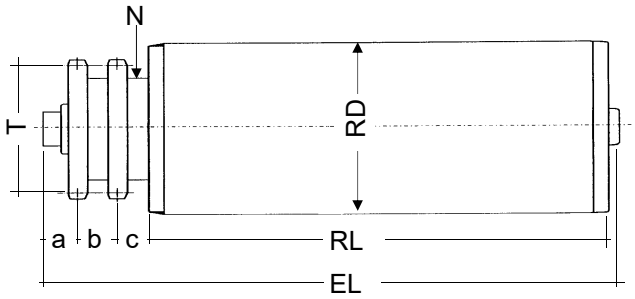

Chain wheel 1/2"x5/16" z14 of thermoplastic material as accumulation drive (Friction) or as fixed drive (Fixed) with press fit. Grooved ball bearing 6202 also available as ZZ or 2RS.
Not suitable for stop and go as fixed drive.

For information on accumulation drive, see Page 4.

a = 11,5mm, b = 21mm, c = 18mm, T = 57,07mm
N = 42mm

Stau = Friction / Fest = Fixed

		Pipe design								Maximum load bearing capacity per roller*											
Pipe-Ø	**Axle-Ø**	**S**	**SV**	**SG**	**SP**	**N**	**PG**	**PB**	**ALU**	009	009N	011	013	017	021	021N	025	028	029		
50x1,5	10,12,14	●	●	○	●	●			●	24	24	40	40	40	40	40	40		40		
50x2	10,12,14	●	●	○	●	●							40	40	40	40	40	40	40		
50x2,8	10,12,14						●	●		24	24	40			40	40	40				
50x3	10,12,14	●	●	○	●									40			40				
60x1,5	10,12,14	●	●	○	●					24	24	40	40	40	40	40	40		40		
60x2	10,12,14	●	●	○	●								40	40	40	40	40	40	40		
60,3x1,65	10,12,14					●				24	24	40			40	40	40		40		
63x3	10,12,14						●			24	24	40			40	40	40				
63,5x2,9	10,12,14	●	●	○											40	40	40	40			
80x2	10,12,14	●	●	○	●	●							40	40	40	40	40		40		

Counter-bearing	Friction	Fixed	**Pipe-Ø**	**Axle-Ø**	**EL=**	Internal thread **IG**	Spanner flat **S**	Spring axle **F**	Smooth **G**	External thread **AG**	Deposed external thread **BG**	
009/009N	●	●		10,12	RL+	56						8
011	●	●		10,12	RL+	56						9
013	●	●		10,12	RL+	55						6
017	●	●		10,12,14	RL+	57						7
021/021N	●	●		10,12,14	RL+	57						10
025	●	●		10,12,14	RL+	57						10
028	●	●		10,12,14	RL+	61						7
029				10,12,14	RL+	58						7

* - To determine the load bearing capacity of the axles and pipes, please use the chart on page 3.*

Other designs upon request.

○ - Design upon request
● - In the standard

Ordering example	AT2K 1/2z14,K,Stau 025-50x1,5 SV A12 IG8x15, EL=432

Copyright by PEKO ROLLEN AG Switzerland

Powered conveyor roller with double chain wheel

AT2K 1/2z14,S,Stau / AT2K 1/2z14,S,Fest

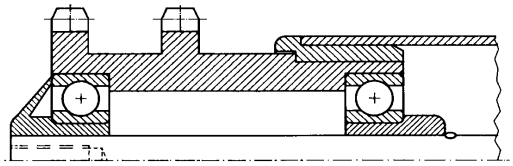

Steel chain wheel 1/2"x5/16" z14 as accumulation drive (Friction) or as fixed drive (Fixed) with press fit. Grooved ball bearing 6202 also available as ZZ or 2RS.
Not suitable for stop and go as fixed drive.

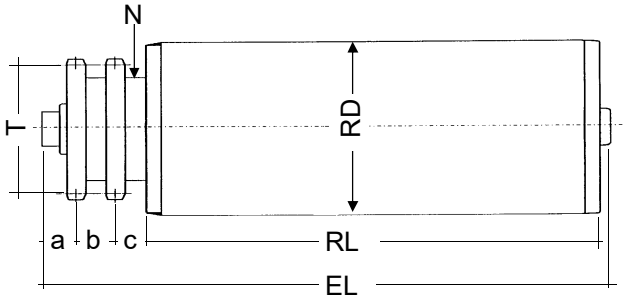

For information on accumulation drive, see Page 4.

a = 11,5mm, b = 21mm, c = 18mm, T = 57,07mm
N=43mm

Stau = Friction / Fest = Fixed

		Pipe design								Maximum load bearing capacity per roller*											
Pipe-Ø	**Axle-Ø**	**S**	**SV**	**SG**	**SP**	**N**	**PG**	**PB**	**ALU**	009	009N	011	013	017	021	021N	025	028	029	037	
50x1,5	12,14	●	●	○	●	●			●	24	24	100	100	100	100	60	100		100		
50x2	12,14	●	●	○	●	●							100	100	100	60	100	100	100		
50x2,8	12,14						●	●		24	24	100			100	60	100				
50x3	12,14	●	●	○	●									100			100				
60x1,5	12,14	●	●	○	●					24	24	100	100	100	100	60	100		100		
60x2	12,14	●	●	○	●								100	100	100	60	100	100	100		
60,3x1,65	12,14					●				24	24	100			100	60	100		100		
63x3	12,14						●			24	24	100			100	60	100				
63,5x2,9	12,14,17	●	●	○											100	60	100	100		100	
80x2	12,14,17	●	●	○	●	●							100	100	100	60	100		100	100	

Counter-bearing	Friction	Fixed	**Pipe-Ø**	**Axle-Ø**	**EL=**	Internal thread **IG**	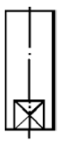 Spanner flat **S**	Spring axle **F**	Smooth **G**	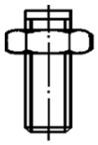 External thread **AG**	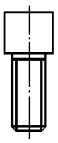 Deposed external thread **BG**	
009/009N	●	●		12	RL+	56						8
011	●	●		12	RL+	56						9
013	●	●		12	RL+	55						6
017	●	●		12,14	RL+	57						7
021/021N	●	●		12,14	RL+	55						10
025	●	●		12,14	RL+	54						10
028	●	●		12,14	RL+	60						7
029		●		12,14	RL+	57						7
037	●	●		17	RL+	57						10

* - To determine the load bearing capacity of the axles and pipes, please use the chart on page 3.

Other designs upon request.

○ - Design upon request
● - In the standard

Ordering example	AT2K 1/2z14,S,Stau 025-50x1,5 SV A12 IG8x15, EL=432

Copyright by PEKO ROLLEN AG Switzerland

Adjustable friction roller

AT2K 1/2z14,S,Stau "E"

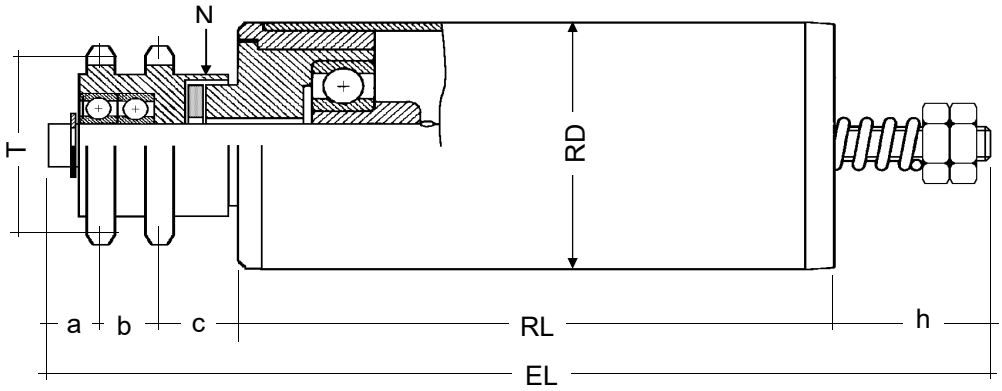

a = 11.5mm
b = 21mm
c = 18mm
h = 29mm
N = 43mm
T = 57,07mm

Steel chain wheel 1/2"x5/16" z14 as accumulation drive with adjustable drive force. Drive head with grooved ball bearing 6001 ZZ also available with 6001 2RS (AT1K 1/2z14,RS, Stau "E") and counterbearing 024E with 6202 ZZ also available with 6202 2RS (024RS). Axle with internal thread M8x15 on both sides.
By adjusting the nuts on the fine thread M12x1.25, the friction on the friction disc and thus the drive force is increased.

Maximum allowed conveying speed 0.5 m/sec. **Stau = Friction**

		Pipe design								Maximum load bearing capacity per roller*											
Pipe-Ø	**Axle-Ø**	**S**	**SV**	**SG**	**SP**	**N**	**PG**	**PB**	**ALU**	024											
50x1,5	12	●	●	○	●	●			●	60											
50x2	12	●	●	○	●	●				60											
50x2,8	12						●	●		60											
60x1,5	12	●	●	○	●					60											
60x2	12	●	●	○	●					60											
60,3x1,65	12					●				60											
63x3	12						●			60											

Counter-bearing	**Pipe-Ø**	**Axle-Ø**	**EL=**	Internal thread **IG**	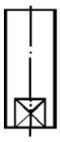 Spanner flat **S**	Spring axle **F**	Smooth **G**	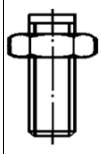 External thread **AG**	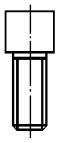 Deposed external thread **BG**	
024E		12	RL +	80						10

* - To determine the load bearing capacity of the axles and pipes, please use the chart on page 3.

○ - Design upon request
● - In the standard

Other designs upon request.

Ordering example	AT1K 1/2z11,Stau "E" 024E-50x1,5 SV A12 IG8x15, EL=567

Copyright by PEKO ROLLEN AG Switzerland

Adjustable friction roller

AT2K 1/2z14,S,Stau "EK"

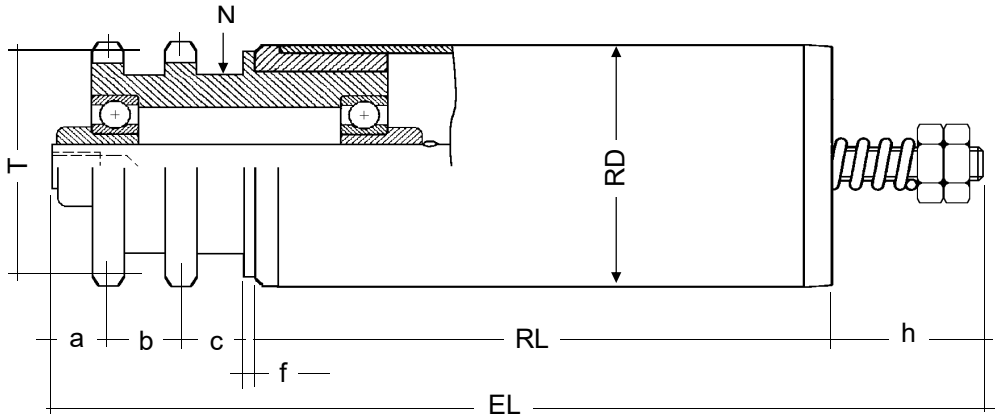

a = 11.5mm
b = 21mm
c = 18mm
f = 2mm
h = 29mm
N = 43mm
T = 57,07mm

Steel chain wheel 1/2"x5/16" z14 as accumulation drive with adjustable drive force. Drive head with grooved ball bearing 6202 ZZ also available with 6202 2RS (AT2K 1/2z14,RS, Stau"EK") and counterbearing 024E with 6202 ZZ also available with 6202 2RS (024RS). Axle with internal thread M8x15 on both sides.By adjusting the nuts on the fine thread M12x1.25, the friction of the chain wheel in the anti-friction bushing and thus the drive force is increased. Maximum allowed conveying speed 0.5 m/sec.

Stau = Friction

		Pipe design								Maximum load bearing capacity per roller*											
Pipe- Ø	**Axle- Ø**	**S**	**SV**	**SG**	**SP**	**N**	**PG**	**PB**	**ALU**	024											
50x1,5	12	●	●	○	●	●			●	60											
50x2	12	●	●	○	●	●				60											
50x2,8	12						●	●		60											
60x1,5	12	●	●	○	●					60											
60x2	12	●	●	○	●					60											
60,3x1,65	12					●				60											
63x3	12						●			60											

Counter-bearing	**Pipe-Ø**	**Axle-Ø**	**EL =**	Internal thread **IG**	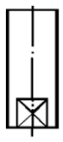 Spanner flat **S**	Spring axle **F**	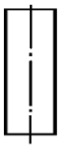 Smooth **G**	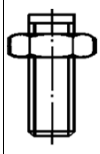 External thread **AG**	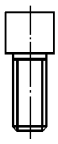 Deposed external thread **BG**	
024E		12	RL +	81						10

* - To determine the load bearing capacity of the axles and pipes, please use the chart on page 3.

○ - Design upon request
● - In the standard

Other designs upon request.

Ordering example	AT2K 1/2z14,Stau "EK" 024E-50x1,5 SV A12 IG8x15, EL=567

Copyright by PEKO ROLLEN AG Switzerland

07511a

Powered conveyor roller with double chain wheel

AT2K 1/2z14,verschweisst

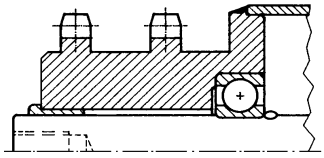

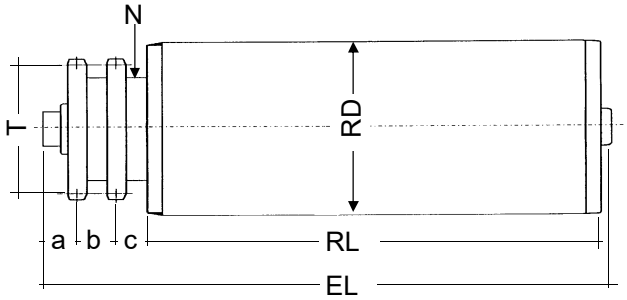

Steel chain wheel 1/2"x5/16" z14 welded with pipe. Grooved ball bearing 6202/6003 also available as ZZ or 2RS.

verschweisst = welded

a = 11,5mm, b = 21mm, c = 18mm, T = 57,07mm
N = 43mm

		Pipe design								Maximum load bearing capacity per roller*										
Pipe-Ø	**Axle-Ø**	**S**	**SV**	**SG**	**SP**	**N**	**PG**	**PB**	**ALU**	013	017	021	021N	025	028	029	033			
50x1,5	12,14,15,17	●	●	○	●					150	150	150	60	150		150				
50x2	12,14,15,17	●	●	○	●					150	150	150	60	150	150	150				
50x3	12,14,15,17	●	●	○	●						150			150						
60x1,5	12,14,15,17	●	●	○	●					150	150	150	60	150		150				
60x2	12,14,15,17	●	●	○	●					150	150	150	60	150	150	150				
63,5x2,9	12,14,15,17,20	●	●	○								150	60	150	150		150			
80x2	12,14,15,17,20	●	●	○	●					150	150	150	60	150		150	150			
88.9x2.9	17,20	●	●	○	●												150			

Counter-bearing		**Pipe-Ø**	**Axle-Ø**	**EL=**	Internal thread **IG**	Spanner flat **S**	Spring axle **F**	Smooth **G**	External thread **AG**	Deposed external thread **BG**	
013			12	RL+	55						6
017			12,14	RL+	57						7
021/021N			12,14	RL+	55						10
025			12,14,15,17	RL+	55						10
028			12,14,15,17	RL+	60						7
029			12,14,15,17	RL+	55						7
033			17,20	RL+	57						7

* - To determine the load bearing capacity of the axles and pipes, please use the chart on page 3.

Other designs upon request.

○ - Design upon request
● - In the standard

Ordering example	AT2K 1/2z14,verschweisst 025-50x1,5 SV A12 IG8x15, EL=550

Copyright by PEKO ROLLEN AG Switzerland

AT2K 5/8z13,S,Stau / AT2K 5/8z15,S,Stau

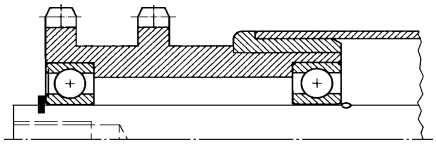

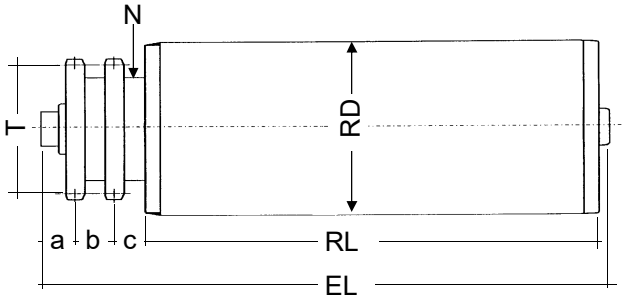

Steel chain wheel 5/8"x3/8" z13 or z15 as accumulation drive. Grooved ball bearing 6204/6004 ZZ also available as 2RS.

For information on accumulation drive, see Page 4.

Stau = Friction

a = 18mm, b = 26mm, c = 18mm
bei z13: T = 66,32mm, N = 51mm
bei z15: T = 76,36mm, N = 60mm

		Pipe design								Maximum load bearing capacity per roller*											
Pipe-Ø	**Axle-Ø**	**S**	**SV**	**SG**	**SP**	**N**	**PG**	**PB**	**ALU**	034	037	044									
80x2	17/20	●	●	○	●	●				200	200	200									
88,9x2,9	17/20	●	●	○	●	●				200	200	200									

Counter-bearing		**Pipe-Ø**	**Axle-Ø z13**	**z15**	**EL=**	Internal thread **IG**	Spanner flat **S**	Spring axle **F**	Smooth **G**	External thread **AG**	Deposed external thread **BG**	
034			20	17/20	RL+	67						8
037			20	17/20	RL+	67						10
044			20	17/20	RL+	67						10

* - To determine the load bearing capacity of the axles and pipes, please use the chart on page 3.

○ - Design upon request
● - In the standard

Other designs upon request.

Ordering example	AT2K 5/8z13,S,Stau 037-88,9x2,9 SV A20 IG12x18, EL=967

Copyright by PEKO ROLLEN AG Switzerland

Powered conveyor roller with double chain wheel

AT2K 5/8z13,verschweisst / AT2K 5/8z15,verschweisst

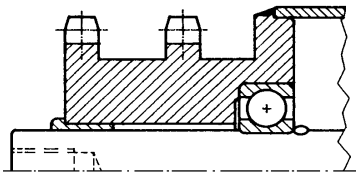

Steel chain wheel 5/8"x3/8" z13 or z15 welded with pipe. Grooved ball bearing 6204/6005 also available as ZZ or 2RS.

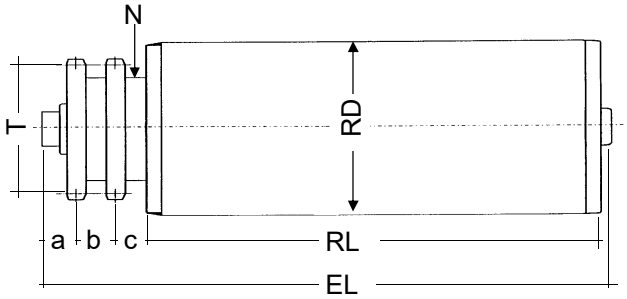

a = 18mm, b = 26mm, c = 18mm
with z13: T = 66,32mm, N = 51mm
with z15: T = 76,36mm, N = 58mm

verschweisst = welded

		Pipe design								Maximum load bearing capacity per roller*											
Pipe-Ø	**Axle-Ø**	**S**	**SV**	**SG**	**SP**	**N**	**PG**	**PB**	**ALU**	033	045	046	047								
63,5x2,9	20	●	●	○						560	560	560	560								
80x2	20,25	●	●	○	●					560	560	560	560								
80x3	20,25	●	●	○	●					560	560	560	560								
88,9x2,9	20,25	●	●	○	●					560	560	560	560								
108x3,6	20,25	●	●	○						560	560	560	560								
133x4	20,25	●	●	○							560	560	560								

Counter-bearing		**Pipe-Ø**	**Axle-Ø**	**EL=**	Internal thread **IG**	Spanner flat **S**	Spring axle **F**	Smooth **G**	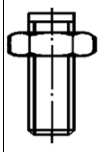 External thread **AG**	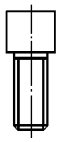 Deposed external thread **BG**	
033			20,25	RL+	67						8
045			20,25	RL+	67						10
046			20,25	RL+	67						10
047			20,25	RL+	67						10

Ordering example	AT2K 5/8z15,verschweisst 033-88,9x2,9 SV A20 IG10x15, EL=967

Copyright by PEKO ROLLEN AG Switzerland

AT2K 3/4z13,verschweisst

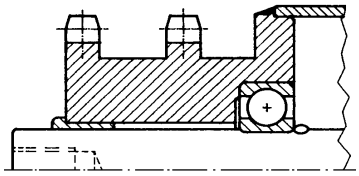

Steel chain wheel 3/4"x7/16" z13 welded with pipe.
Grooved ball bearing 6204/6005 also available as ZZ or 2RS.

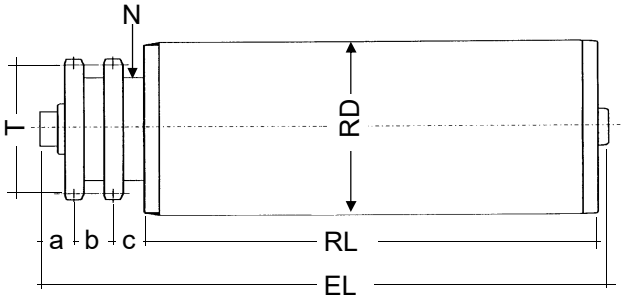

a = 18mm, b = 30mm, c = 18mm, T = 79,59mm
N = 60mm

verschweisst = welded

		Pipe design								Maximum load bearing capacity per roller*											
Pipe-Ø	**Axle-Ø**	**S**	**SV**	**SG**	**SP**	**N**	**PG**	**PB**	**ALU**	033	045	046	047								
80x2	20,25	●	●	○	●					560	560	560	560								
80x3	20,25	●	●	○	●					560	560	560	560								
88,9x2,9	20,25	●	●	○	●					560	560	560	560								
108x3,6	20,25	●	●	○						560	560	560	560								
133x4	20,25	●	●	○							560	560	560								

Counter-bearing		**Pipe-Ø**	**Axle-Ø**	**EL=**	Internal thread **IG**	Spanner flat **S**	Spring axle **F**	Smooth **G**	External thread **AG**	Deposed external thread **BG**	
033			20,25	RL+	71						8
045			20,25	RL+	71						10
046			20,25	RL+	71						10
047			20,25	RL+	71						10

* - To determine the load bearing capacity of the axles and pipes, please use the chart on page 3.

Other designs upon request.

○ - Design upon request
● - In the standard

Ordering example	AT2K 3/4z13,verschweisst 033-88,9x2,9 SV A20 IG10x15, EL=967

Copyright by PEKO ROLLEN AG Switzerland

Conical conveyor rollers

Various types of conical conveyor rollers are available:
1. Conical elements of thermoplastic material for internal radius of 500 or 800
2. PU or FBE-coated steel pipes according to any dimensions
3. Conical steel pipes uncoated, galvanised or stainless steel in any dimensions

Conical elements for internal radius of 500mm and pipe diameter of 30

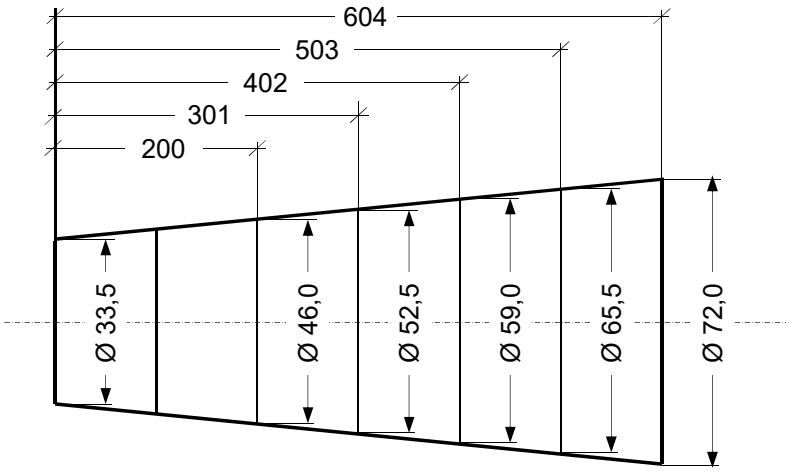

Conical elements for internal radius of 800mm and pipe diameter of 50

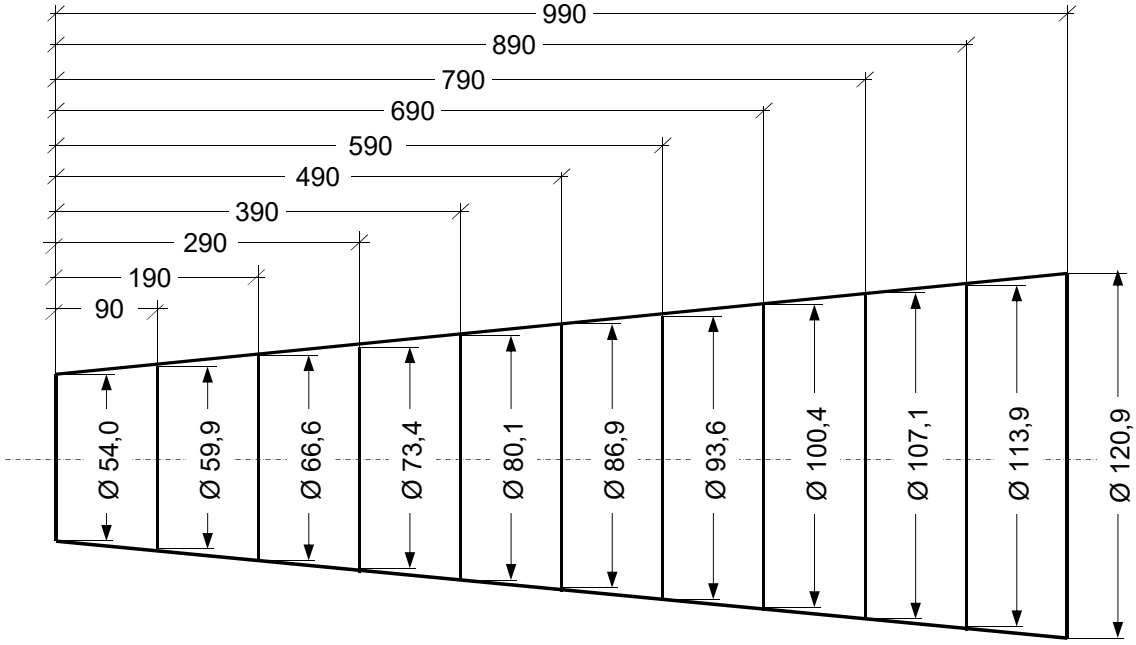

Copyright by PEKO ROLLEN AG Switzerland

Conical gravity conveyor roller

KST

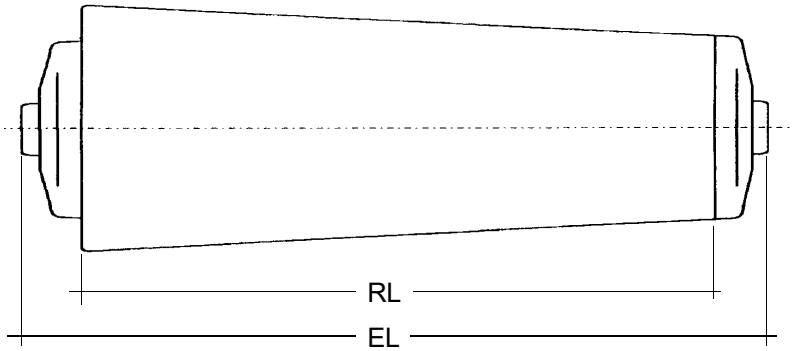

Gravity conveyor roller with inserted conical elements of thermoplastic material.
Please find information on bearings with the corresponding gravity or powered conveyor roller.

		Pipe design								Maximum load bearing capacity per roller*										
Pipe-Ø	**Axle-Ø**	**S**	**SV**	**SG**	**SP**	**N**	**PG**	**PB**	**ALU**	001	001N	005	009	021	021N	025				
20x1.5	8	●	●			●				10	10									0
30x1	8,10	●	●			●				10	10	20								0
50x1,5	8,10,SK11,12,14	●	●			●										80				0
50x2,8	8,10,SK11,12,14						●	●					24	80	40	80				0

Counter-bearing	**Pipe-Ø**	**Axle-Ø**	**EL =**	Internal thread **IG**	Spanner flat **S**	Spring axle **F**	Smooth **G**	External thread **AG**	Deposed external thread **BG**	
001/001N	20x1.5	8	RL +	21		22		34		
001/001N		8	RL +	21		22		35		
		10	RL +	21		22		32		
005		8	RL +					21		
		10	RL +	17						
009/009N		8	RL +			15	15	28		
		10	RL +	17		15	15	25		
021/021N		10	RL +	17	17	17	17	27	17	
		SK11	RL +			17	17		17	
		12	RL +	17	17	17	17	29	17	
		14	RL +	17	17		17	31	17	
025		10	RL +	17	17	17	17	27	17	
		SK11	RL +			17	17		17	
		12	RL +	17	17	17	17	29	17	
		14	RL +	17	17		17	31	17	

* - To determine the load bearing capacity of the axles and pipes, please use the chart on page 3.

Other designs upon request.

○ - Design upon request
● - In the standard

Ordering example	KST/025-50x1,5 SV A12 IG8x15 EL=507

Copyright by PEKO ROLLEN AG Switzerland

Conical conveyor roller with single chain wheel

KT1K 1/2z11,K,Fest / KT1K 1/2z14,K,Fest
KT1K 1/2z11,S,Fest / KT1K 1/2z14,S,Fest

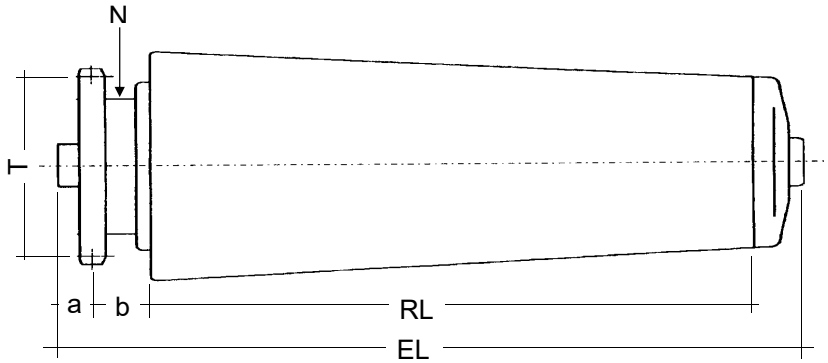

	KT1K 1/2z11	KT1K 1/2z14
a =	12mm	11,5mm
b =	20,5mm	23mm
N =	30mm	43mm
T =	45,07mm	57,07mm

Powered conveyor roller with single chain wheel of thermoplastic material (KT1K 1/2z11,K,Fest / KT1K 1/2z14,K,Fest) or of steel (KT1K 1/2z11,S, Fest / KT1K 1/2z14,S,Fest) with inserted conical elements. Please find information on bearings with the corresponding gravity or powered conveyor roller.
Fest = Fixed

		Pipe design								Maximum load bearing capacity per roller*										
										KT1K 1/2z11,K KT1K 1/2z14,K					KT1K 1/2z11,S					
Pipe-Ø	**Axle-Ø**	**S**	**SV**	**SG**	**SP**	**N**	**PG**	**PB**	**ALU**	021	021N	025			021	021N	025			
50x1,5	10,12,14	●	●			●						40					80			
50x2,8	10,12,14						●			40	40	40			80	40	80			

Chain wheel	**Counter-bearing**	**Axle-Ø**	**EL =**	Internal thread **IG**	Spanner flat **S**	Spring axle **F**	Smooth **G**	External thread **AG**	Deposed external thread **BG**	
KT1K 1/2z11	021/021N	10,12,14	RL +	42						0
	025	10,12,14	RL +	42						0
KT 1K1/2z14	021/021N	10,12,14	RL +	45						0
	025	10,12,14	RL +	45						0

* - To determine the load bearing capacity of the axles and pipes, please use the chart on page 3.

Other designs upon request.

○ - Design upon request
● - In the standard

Ordering example	KT1K 1/2z11,K,Fest 025-50x1,5 SV A12 IG8x15, EL=542

Copyright by PEKO ROLLEN AG Switzerland

Conical Conveyor roller with double chain wheel

KT2K 3/8z12,S,Fest
KT2K 1/2z14,K,Fest / KT2K 1/2z14,S,Fest

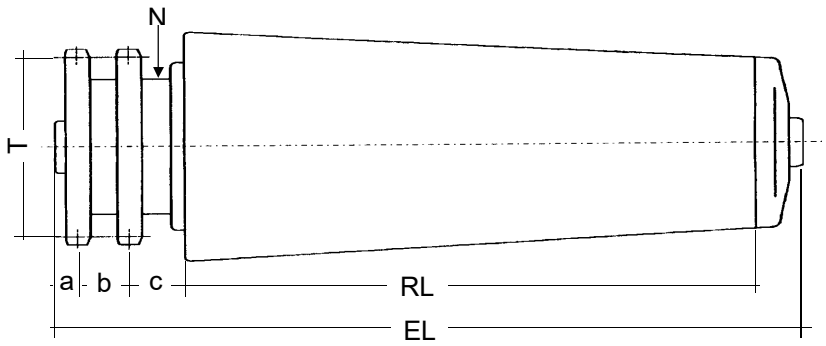

	KT2K 3/8z12	KT2K 1/2z14
a =	9mm	11,5mm
b =	20mm	21mm
c =	16mm	23mm
N =	27mm	43mm
T =	36,8mm	57,07mm

Powered conveyor roller with double chain wheel of thermoplastic material (KT2K 1/2z14,K,Fest) or of steel (KT2K 3/8z12,S,Fest / KT2K 1/2z14,S,Fest) with inserted conical elements.
Please find information on bearings with the corresponding gravity or powered conveyor roller.
Fest = Fixed

		Pipe design								Maximum load bearing capacity per roller*											
										KT2K3/8z12,S				KT2K1/2z14,K				KT2K1/2z14,S			
Pipe-Ø	**Axle-Ø**	**S**	**SV**	**SG**	**SP**	**N**	**PG**	**PB**	**ALU**	001	001N	005		021	021N	025		021	021N	025	
30x1	8	●	●			●				10	10	20									
50x1,5	10,12,14	●	●			●										40				80	
50x2,8	10,12,14						●							40	40	40		80	40	80	

Chain wheel	**Counter-bearing**	**Axle-Ø**	**EL =**	Internal thread **IG**	Spanner flat **S**	Spring axle **F**	Smooth **G**	External thread **AG**	Deposed external thread **BG**	
KT2K 3/8z12	001/001N	8	RL +					64		0
	005	8	RL +					57		0
KT2K 1/2z14	021/021N	10,12,14	RL +	65						0
	025	10,12,14	RL +	65						0

* - To determine the load bearing capacity of the axles and pipes, please use the chart on page 3.

○ - Design upon request
● - In the standard

Other designs upon request.

Ordering example	KT2K 1/2z14,K,Fest 025-50x1,5 S A12 IG8x15, EL=566

Copyright by PEKO ROLLEN AG Switzerland

Notes

Conical Conveyor roller with multi-ribbed belt wheel

KT1MRI,K,Fest

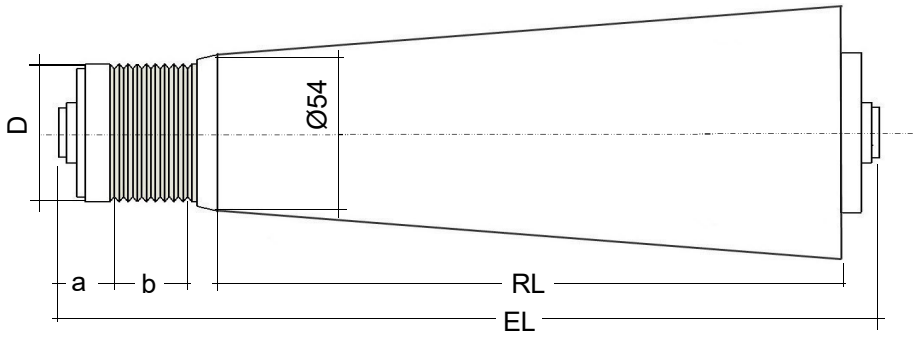

a = 12mm, b = 18.72mm,D = 43mm

Powered conveyor roller with multi-ribbed belt wheel of thermoplastic material with inserted conical elements for curves up to a max. 5°.
Please find information on bearings with the corresponding gravity or powered conveyor roller.
Fest = Fixed

		Pipe design								Maximum load bearing capacity per roller*											
Pipe-Ø	**Axle-Ø**	**S**	**SV**	**SG**	**SP**	**N**	**PG**	**PB**	**ALU**	025											
50x1,5	12,14	●	●			●				40											
50x2,8	12,14						●			40											

Counter-bearing		**Axle-Ø**	**EL =**	Internal thread **IG**	Spanner flat **S**	Spring axle **F**	Smooth **G**	External thread **AG**	Deposed external thread **BG**	
025		12,14	RL +	46						0

* - To determine the load bearing capacity of the axles and pipes, please use the chart on page 3. You can find

Information on centre distance on page 53.

○ - Design upon request
● - In the standard

Other designs upon request.

Ordering example	KT1MRI,K,Fest 025-50x1,5 SV A12 IG8x15, EL=542

Copyright by PEKO ROLLEN AG Switzerland

Conical conveyor roller with belt grooves

KATS

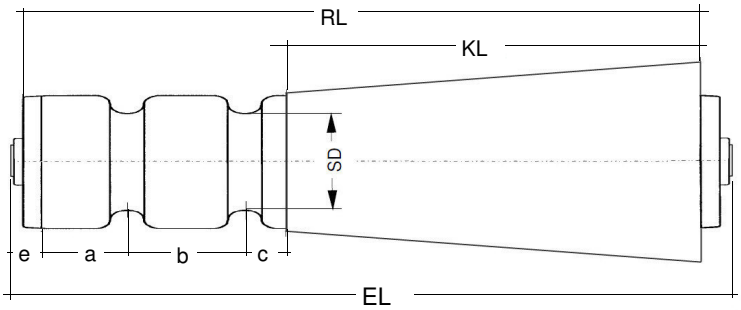

Belt groove conveyor roller with inserted conical elements of thermoplastic material.

Pipe-Ø	Axle-Ø	Pipe design S	SV	N	PG			Belts-Ø R	Minimum a	b	Maximum a+b	SD	Minimum c		Possible bearing
50x1,5	10,SK11,12,14,15	●	●	●				5	30	30	120	40	10		025
50x1,5	10,SK11,12,14,15	●	●					6	30	30	120	38	10		025
50x2,8	10,SK11,12,14,15				●			5	30	30	97	40	10		025

Bearing	Pipe-Ø	Axle- Ø		Internal thread IG	Spanner flat S	Spring axle F	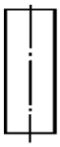 Smooth G	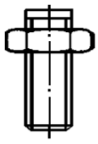 External thread AG	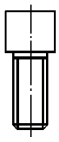 Deposed external thread BG	
025		10	**e =**	8.5	8	8	8	13.5		
		SK11	**e =**			8	8			
		12	**e =**	8.5	8	8	8	14		
		14	**e =**	8.5	8		8	15.5		
		15*	**e =**	8	8		8			

			EL=							
025		10	RL+	12	11	11	11	22	12	
		SK11	RL+			11	11			
		12	RL+	12	11	11	11	23	12	
		14	RL+	12	11		11	26	12	
		15*	RL+	11	11				12	

* Labyrinth loose

Other designs upon request.

○ - Design upon request
● - In the standard

Ordering example	KATS/025-50x2,8PG A12 S8x6 EL=372 - one-sided 2 belt grooves a=67, b=30, SD=40

Copyright by PEKO ROLLEN AG Switzerland

Conical conveyor roller with round belt drive, Ri=260mm

KT2RR/049K,Fest

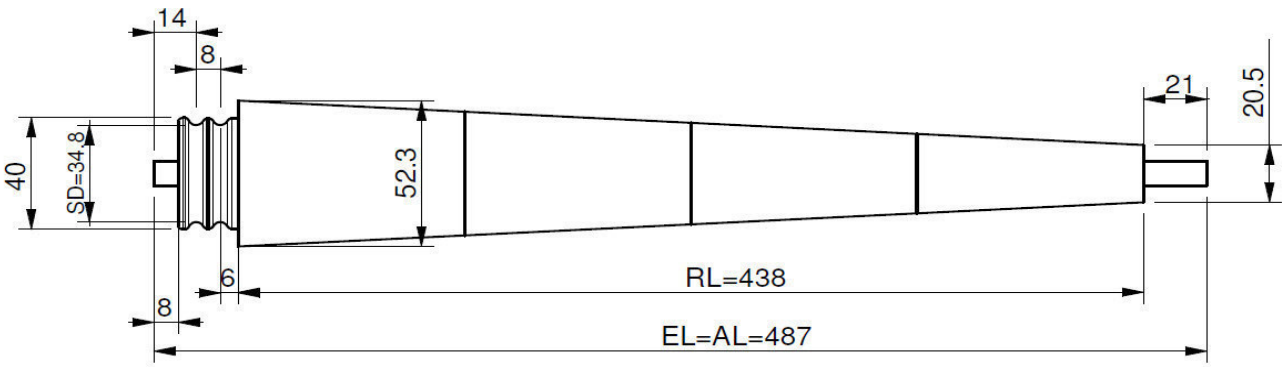

Powered conveyor roller with round belt wheel of thermoplastic material with inserted conical elements for internal radius Ri=260mm.
The grooved ball bearing 689ZZ is also available as 2RS (KT2RR/049K,RS,Fest) or INOX (KT2RR/049K,RSN,Fest).
Type 049K bearing seat of plastic.
Outside centre distance 57mm. Roller pitch 4.5°.

Internal-pipe-Ø	**Axle-Ø**	Pipe design **S**	**SV**	**N**				Belts-Ø **R**	**a**	**b**	**SD**	Maximum load bearing capacity per roller	
17x1,5	9	●	●	●				5	14	8	34.8	4	

Bearing	**Pipe-Ø**	**Axle- Ø**	**EL=**	Internal thread **IG**	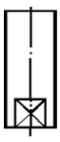 Spanner flat **S**	Spring axle **F**	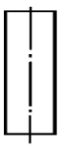 Smooth **G**	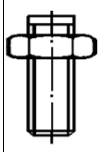 External thread **AG**	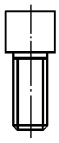 Deposed external thread **BG**	
049K	17x1.5	9	RL+	49						

Other designs upon request.

○ - Design upon request
● - In the standard

Ordering example	KT2RR,K,Fest 049K-17x1.5S AN9 IG 6x10, EL=487

Copyright by PEKO ROLLEN AG Switzerland

Guide discs

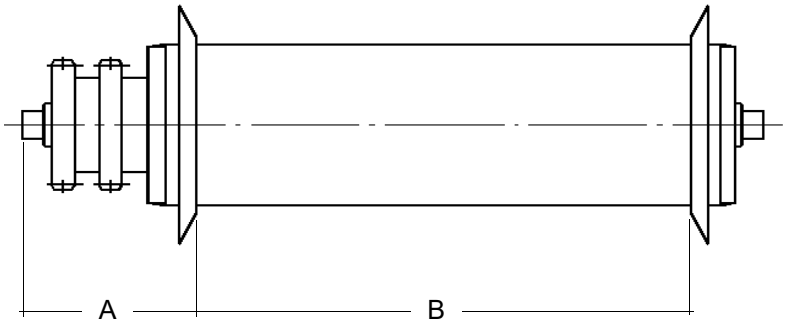

The masses of A and B must be specified when ordering conveyor rollers with guide discs.

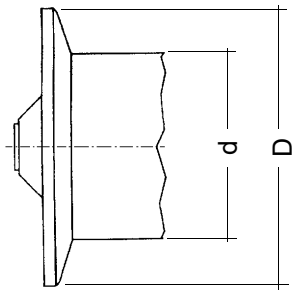

d	D
30	60
40	60
50	70

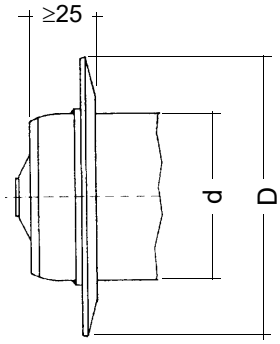

d	D
60	110
	120
63,5	130
80	130
	135
	140
	150
88,9	130
	135
	140
	150
108	160

Back up rings

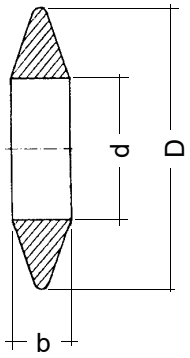

RD	D	d	b
63,5	108	60	25
63,5	133	60	30
88,9	133	85	30
88,9	159	85	30
108	159	104	30

Buffer rings

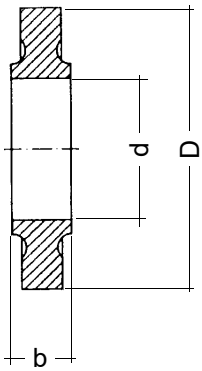

RD	D	d	b
50	89	48	30
63,5	89	60	25
63,5	108	60	30
88,9	133	86	35
88,9	159	86	35

Other designs upon request.

Copyright by PEKO ROLLEN AG Switzerland

Push-on caps

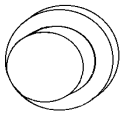

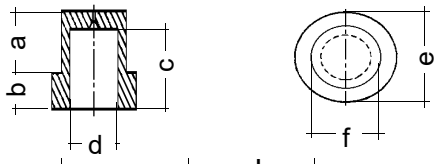

Order number	Axlediameter AD	a	b	c	d	e	f	
K0	15	9	5	11	15	28	20	A20 glatt/D=20

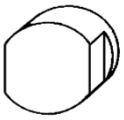

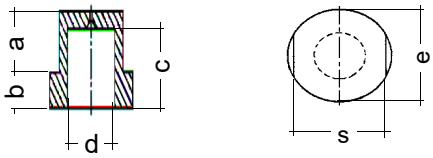

Order number	Axlediameter AD	s	a	b	c	d	e	
K1	8	10	10	5	12,8	8	12	SW 10x10/D=12
K2	8	14	10	5	12,8	8	16	SW 14x10/D=16
K3	10	14	10	5	12,8	10	16	SW 14x10/D=16
K3.01	10	12	9.5	5.5	13	10	16	SW 12x9.5/D=16
K4	12	14	10	5	12,8	12	16	SW 14x10/D=16
K5	14	17	10	5	12,8	14	21	SW 17x10/D=21

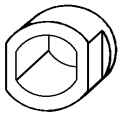

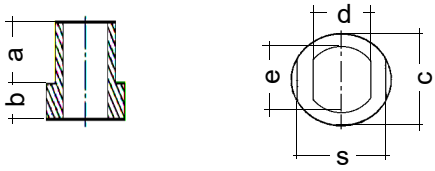

Order number	Axlediameter AD	s	a	b	c	d	e	
K6	20	30	13	3	36	15	20	SW 30x13/D=36

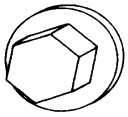

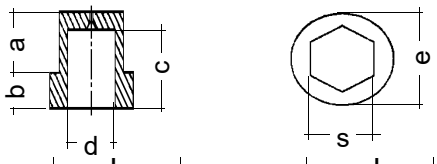

Order number	Axlediameter AD	s	a	b	c	d	e	
K7	8	11	17	2,5	19	8,5	18	SK 11x17

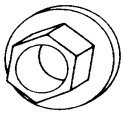

Order number	Axlediameter AD	s	a	b	c	d		
K8	8	11	11	2,5	7,8	18		SK 11x11
K9	8	11	11	2,5	8,5	18		SK 11x11 F

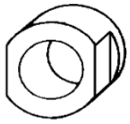

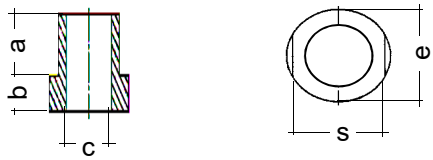

Order number	Axlediameter AD	s	a	b	c	e		
K10	10	12	8	2	9.8	16		SW 12x8/D=16

Push-on caps of thermoplastic material
Other designs upon request.

Ordering example	A12 **K4** (Axle Ø12 uncoated, both side with push-on cap K4)

Copyright by PEKO ROLLEN AG Switzerland

Notes

Mini rollers, ball bearing mounted and with hardened or plastic running surface
Phosphatised surface

PEKO Article No.	Mini roller Dimensions	PEKO Article No.	Split mini roller Dimensions
MR-19/26 A6 C=1750N C0=1200N	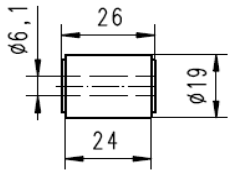	SUMR-18/19 AG8x16 S10 sealed C=1500N C0=1000N	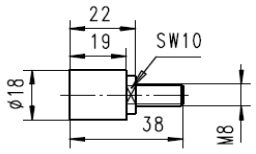
MR-19/26 A8 C=1100N C0=800N	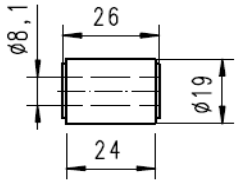	SUMR-21/25 AG8x16 S10 Plastic cap POM natural	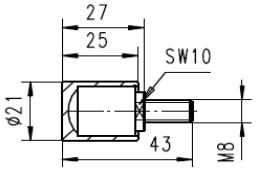
MR-19/9 A6 C=1600N C0=1000N	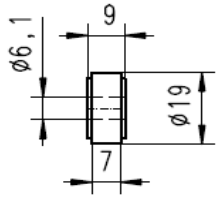	SUMR-12/12 AG6x13.5 S7 C=800N C0=450N	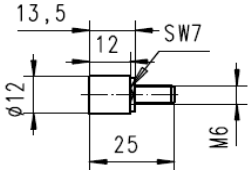
MR-18/16 A6 C=1250N C0=800N	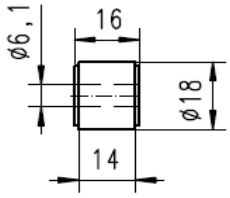	SUMR-12/18 AG6x11 S7 C=800N C0=450N	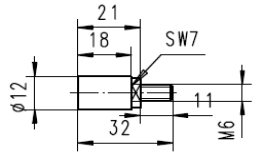
MR-12/16 A4 C=800N C0=450N	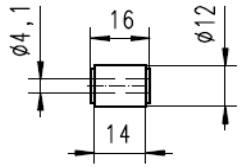	SUMR-18/19 AG8x16 S10 C=1500N C0=1000N	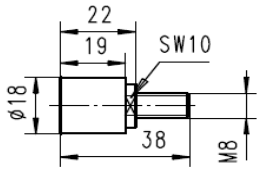
MR-15/26 A6 C=1100N C0=750N	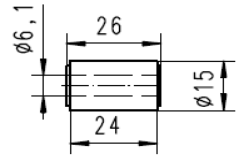	SUMR-15/25 AG6x11 S10 C=1200N C0=800N	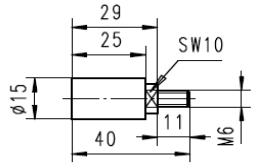
MR-24/26 A6 Plastic cap POM natural	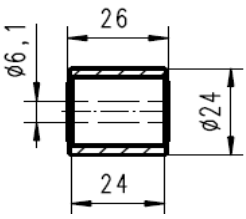	PEKO ROLLEN AG Langenhagstrasse 13, CH-9424 Rheineck Tel.+41 71 888 08 44, Fax +41 71 888 08 47 info@peko.ch / www.peko.ch	

Copyright by PEKO ROLLEN AG Switzerland

Conveyor wheels

Conveyor wheels of thermoplastic material

ST-065

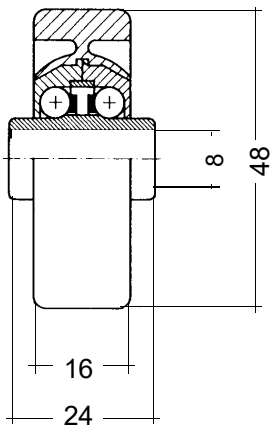

ST-069

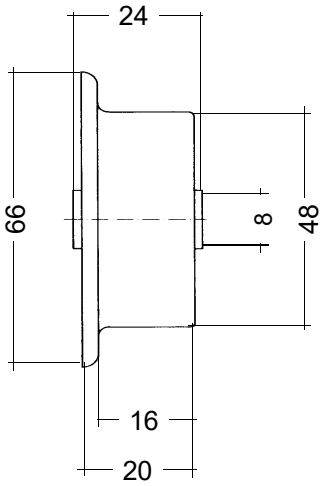

Conveyor wheels of galvanised steel

ST-073

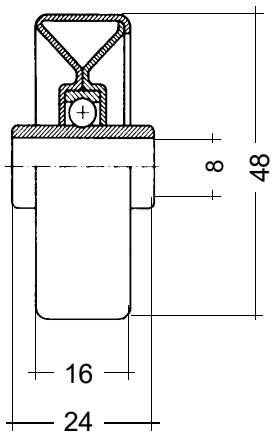

ST-079

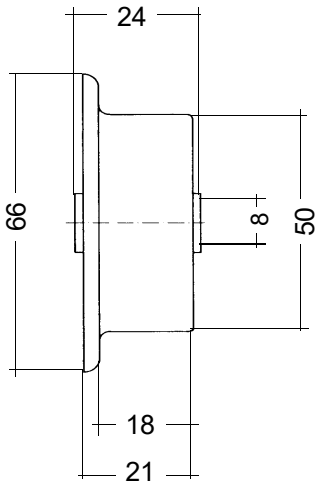

Multi-directional rollers of thermoplastic material

ST-080 one piece

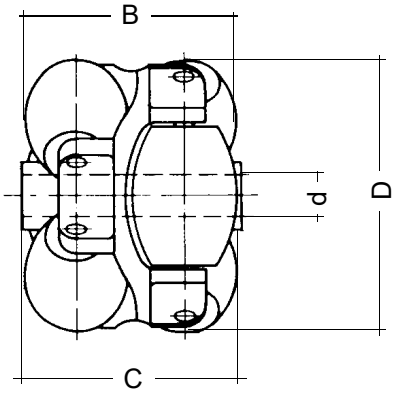

D	d	B	C
40	8	26	29
48	8	37	39
60	8	47	48
80	8	60	64
120	12	86	90

ST-081 two pieces

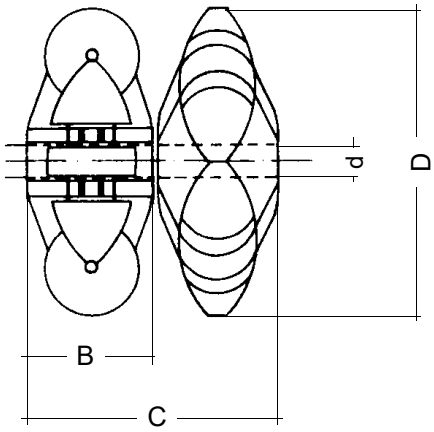

D	d	B	C
50	8	19,5	39
60	8	25	51
80	8	30	60

Copyright by PEKO ROLLEN AG Switzerland

Fix wheel track

All roller tracks and guide tracks are available in fixed lengths according to your requirements (max. length 3000 mm). The wheels can be used in temperature ranges from -30°C to + 100°C.

Design with plain wheel:
Order no.: N 33 - length
Order no.: N 50 -length
Order no.: N 66 - length
Order no.: N 83 - length
Order no.: N 100 - length

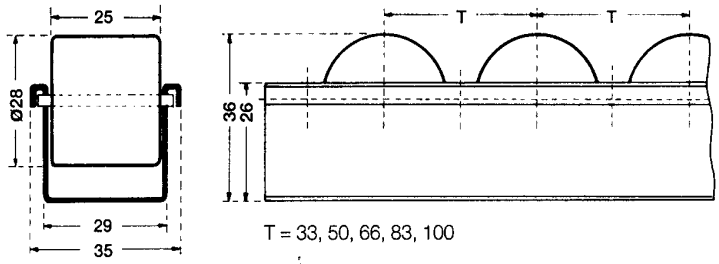

Design with flanged wheel:
Order no.: SP 50 - length
Order no.: SP 66 -length
Order no.: SP 83 - length
Order no.: SP 100 - length

T = 50, 66, 83, 100

The following special wheels are available:
a) Deep freeze design from -30°C
b) Highly conductive wheel to prevent static charging (colour black).

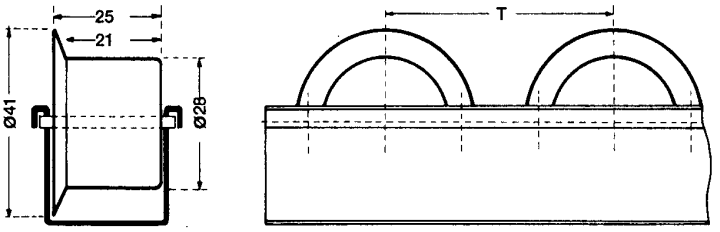

If, with the fixed wheel track, a free dimensioning (S1 or S2) is to be in the front and rear, these dimensions must be specified. Your dimension specifications are our minimum dimensioning for the mounting. With flanged roller tracks, unequal free dimensions must be ordered for the right and left roller tracks. If you do not order free sizes the roller tracks are always to be mounted so that no wheel juts out. The wheel start varies, however, by the wheel pitch. If the wheels are to be started with exactly defined dimensioning, additional cut costs will be necessary.

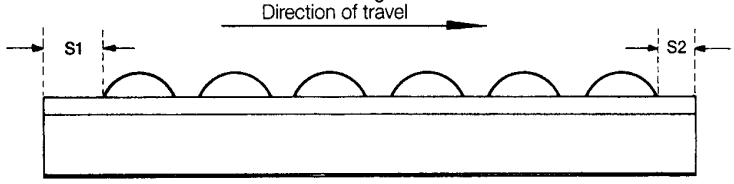

Special cut:
Order no.: /SKF



Fix-Röllchenleiste - Toleranzen
Wheel channels - Tolerances

To order fix roller tracks:
The pitches specified in the catalogue 33, 50 etc. are only approximate. The exact hole matrix in the fix wheel track is 16.667 mm +/- 0.1 mm.

Please take the specified tolerances into account. If you would like to exactly specifiy the wheel start "S" (centre axle) (in connection with special cut order no.: /SKF), we can only comply with the exact dimension on this side. On the other side, you can only specify one size which, depending on the roller track length, phases out with the tolerances of the hole pitches (max. up to +/- 8.5 mm).

Axle and profiles in stainless steel
Order no.: (normal order no.)/VA
The axle can also be individually supplied in stainless steel. Order no.: AE

Copyright by PEKO ROLLEN AG Switzerland

Expansion lock:
The expansion lock consists of a specially bent and hardened spring steel wire with a diameter of 1.5 mm and prevents an expansion of the fix wheel track with greater loads. The lock is clamped in a free axle mounting.

Order no.: SpS

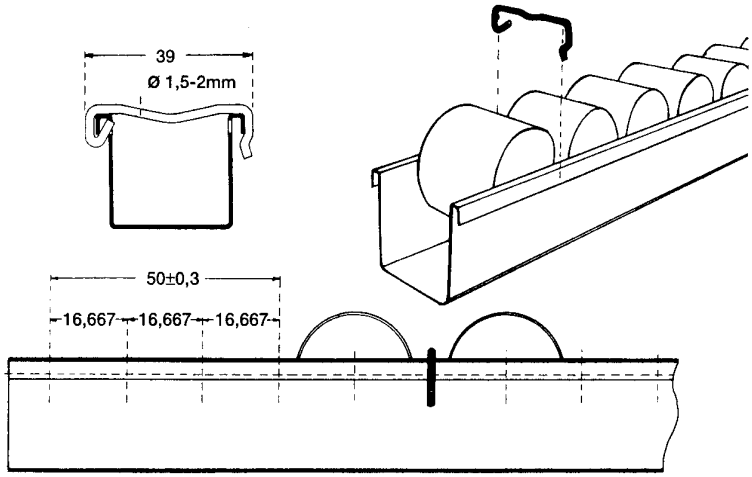

Special designs of plain wheel:
Wheel highly conductive (wheel black)
Order no.:NHL-

Wheel colour black
Order no.:NSchw-

Special designs of flanged wheel:
Wheel highly conductive (wheel black)
Order no.:SPHL-

Fix roller tracks can be equipped with different wheels. In this way, all demands of the market and application are satisfied.

Fix-Röllchenleiste mit Mininormalröllchen
T = 16, 33, 50
EUROROLL Wheel Channels. Mini Normal Wheels
T = 16, 33, 50

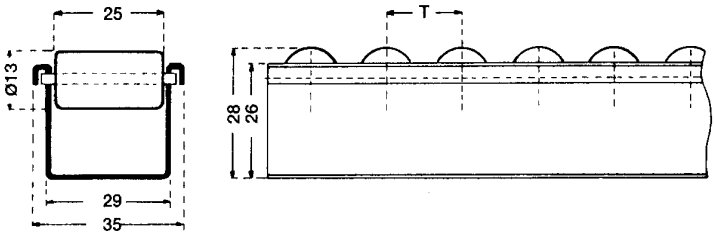

Fix wheel track with mini normal wheels:
Order no.: N mini 16 - length
Order no.: N mini 33 - length
Order no.: N mini 50 - length

Also available in highly conductive design (black).

Fix-Röllchenleiste mit Minispurkranzröllchen
T = 33, 50, 66
EUROROLL Wheel Channels. Mini Flanged Wheels
T = 33, 50, 66

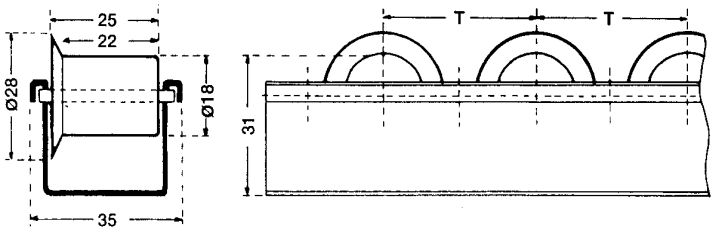

Fix wheel track with mini flanged wheels:
Order no.: SP mini 33 - length
Order no.: SP mini 50 - length
Order no.: SP mini 66 - length

Copyright by PEKO ROLLEN AG Switzerland

Superfix – wheel tracks

The main area of use of the superfix roller track is in flow racks for the secure running of heavy transport boxes and cartons. The wheels consist of high quality thermoplastic material which is impact and break-resistant. The material does not absorb moisture and is resistant to acids and lye. The wheels mounted on steel axles have a load capacity of 12 kg and are available as plain and flanged wheels. The roller track profile consists of cold-profiled, sendzimir galvanised steel profiles 1.5 mm thick.
All roller tracks are supplied in fixed lengths according to your wishes (max. length 3000 mm). Resistance torque Wy = 1.2 cm3.

Design with plain wheel
Ordering example:
Order no.: SFN - (pitch) / length
Pitch:
33 mm SFN - 33 / length
50 mm SFN - 50 / length
66 mm SFN - 66 / length
100 mm SFN - 100 / length

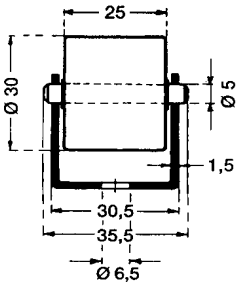

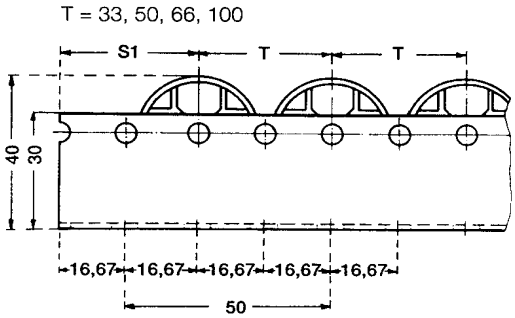

Design with flanged wheel
Ordering example:
Order no.: SFSP - (pitch) / length
Pitch:
50 mm SFSP - 50 / length
66 mm SFSP - 66 / length
100 mm SFSP - 100 / length

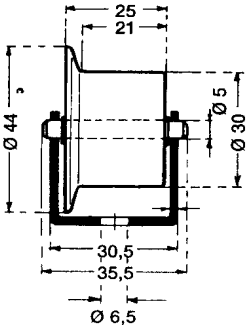

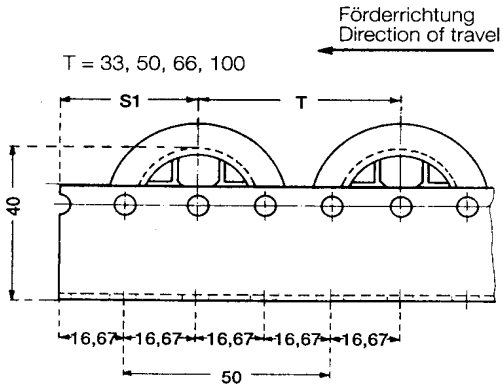

Special cut:
Order no.: /SKSF

Single wheels (incl. steel axles) Plain roll:
Order no.: SFN
Flanged roll:
Order no.: SFSP

Accessories
End stop:
Order no.: ESF
Loop delayed End stop:
Order no.: ESchESF

Connector:
The connector consists of u- profiles which are mounted with 4 screws under the wheel track.
Order no. VSF

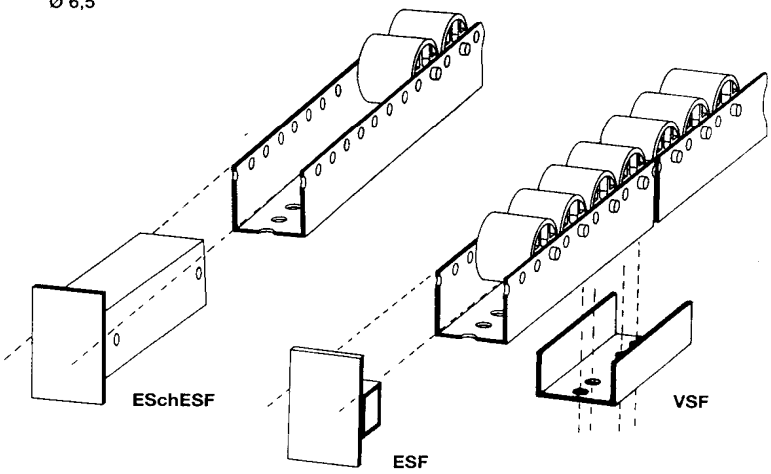

To order the superfix-roller tracks:
Any length can be ordered. Try to order lengths in the hole matrix of 16.67 mm. Example: The last two digits of the length ordered should be 00, 16, 33, 50, 66, 83. Special cuts with defined wheel starts SI are possible. For the installation in flow racks, free dimensioning is required. Please specify this in the order.

Copyright by PEKO ROLLEN AG Switzerland

The bearing lengths of the universal roller tracks is 3000 mm. As a rule, we supply you with any desired fix length. The profiles is sendzimir galvanised, Wy = 2.2cm3. Plain wheels are, if not specially ordered, mounted in the lower holes, flanged wheels are always mounted in the upper holes.

Universal-Rollenschienenprofil
Universal Roller Tracks Profile

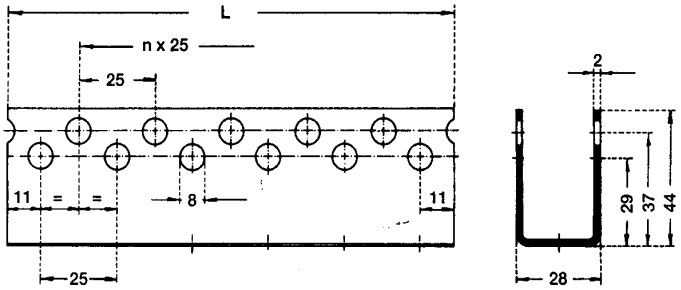

Profiles without roll:
Order no.: U28

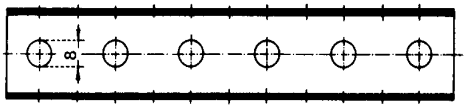

The following wheels are available:
ball bearing mounted:
Plain roll, Ø 48 mm, plastic
Payload 10 kg
Order no.: NR10

Plain roll, steel galvanised, Payload 20 kg
Order no.: NR20

Flanged roll, plastic, Payload 10 kg
Order no.: SR10

Flanged roll, steel, Payload 20 kg
Order no.: SR21

All plain wheels can be coated with a buffer ring of PUR. Order no.: PUR

Abmessungen Röllchen
Dimension wheels

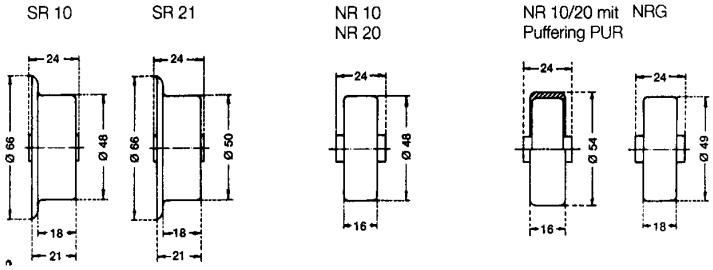

Friction bearing:
All friction bearing wheels have a minimum payload of 10 kg. The running surface of the friction bearing wheels is slightly spherical.

Plain roll, design polypropylene
colour: blue (hard plastic)
Order no.: NRGH

Plain roll, design PUR colour: yellow
(soft plastic)
Order no.: NRGW

The wheels NR10, NR20, SR10 and SR21 are mounted with tubular rivets and cover cap (rounded).
Order no.: HIN

Hauptabmessungen mit Kunststoff-Röllchen
Main dimension with plastic wheels

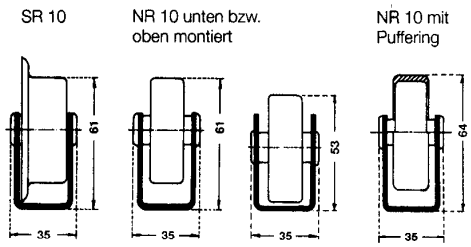

Hauptabmessungen mit Stahlröllchen
Main dimension with steel wheels

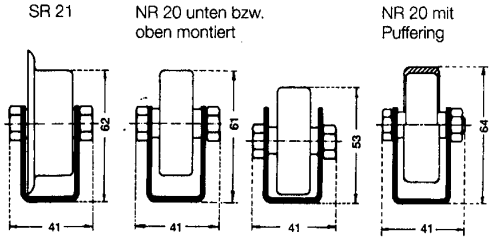

Upon request, they can be mounted with special plastic screws.
Order no.: VS 26
The wheels NRG are mounted with galvanised steel screws.
Order no.: M 8 X 35
All wheels can be individually exchanged.

Copyright by PEKO ROLLEN AG Switzerland

Universal roller track with flanged wheel SR21
SR21 has, in contrast to SR20 roller which is no longer or only in limited quantities available, a diameter of 50 mm instead of 48 mm. With the parallel use of SR21 and NR20, the height difference of 1 mm must be aligned to the support points of the plain roller track.

Ordering note:
Please specify the wheel type, the wheel pitch and the exact length (the length must be divisible by 25 mm) when ordering.

Ordering example: SR21 - 100/3000
Universal roller track with flanged steel wheels, 100 mm pitch, 3000 mm Total length

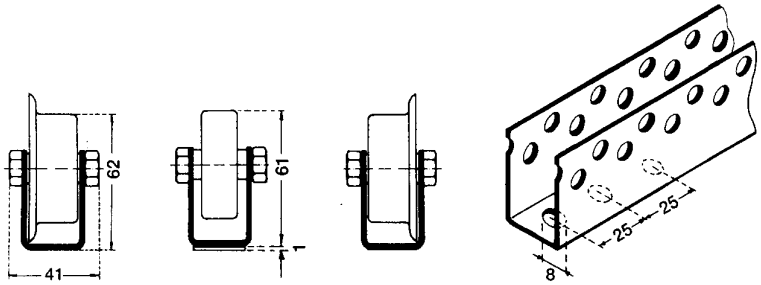

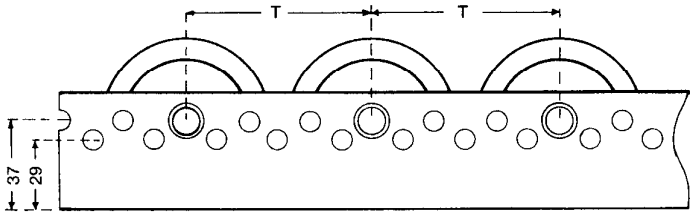

Please specify the wheel type, the wheel pitch and the exact length (the length must be divisible by 25 mm) when ordering.

Ordering example:
NR20 - 50/3000
Universal roller track with steel wheels, 50 mm pitch, 3000 mm Total length of the track

SR10 - 100/3000
Universal roller track with
plastic wheels
with flanges, 100 mm pitch, 3000 mm Total length of the track

Accessories:

End stop:
Order no.: EU

Loop delayed end stop:
Order no.: EUS

Connector (incl. screws):
Order no.: VU

All wheels, screws, etc. can be individually ordered.

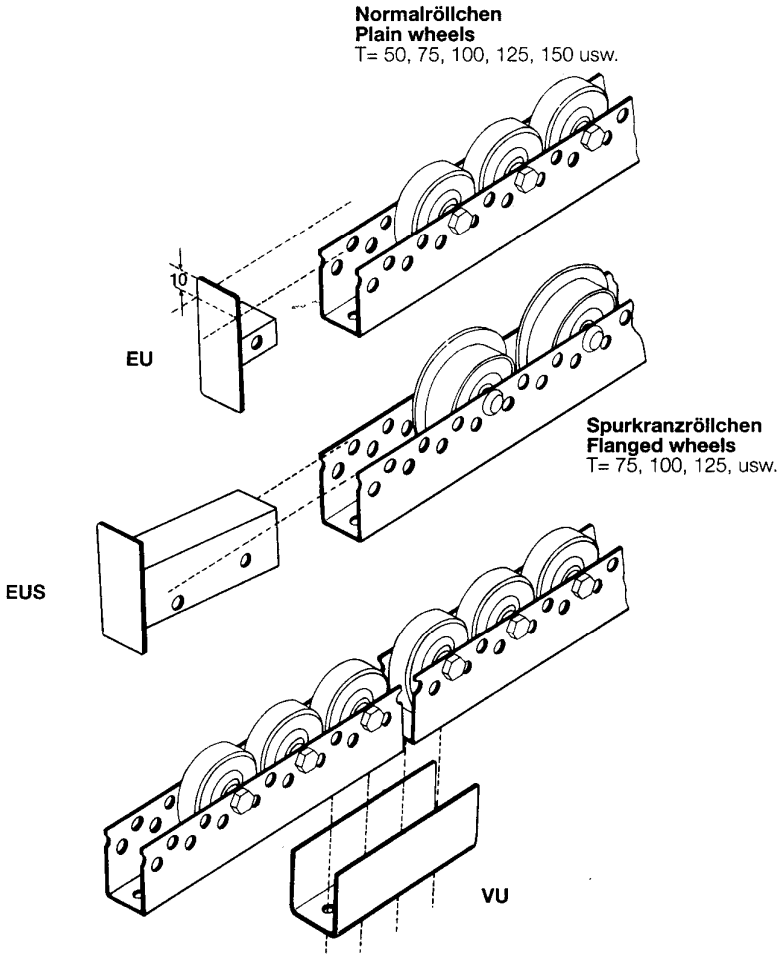

Copyright by PEKO ROLLEN AG Switzerland

Colli - roller track

The Colli-roller track combines many advantages. It is the only solution for many logistic applications. In a sendzimir galvanised u-profile 50 x 58 x 50 x 2.5 mm, ball bearing mounted rollers are mounted exchangeably with a payload of 40 daN (kg). The roller Ø 54 mm is available as a normal roller or as a flanged roller. Of course, both roller types can also be supplied interchangeably or e.g. only for every 4th roller with flange in the track. The roller coat is of plastic, colour blue, material polypropylene. The load capacity of a roller track is calculated from the resistance torque of 3.0 cm3. Through the wide running surface, the Colli-roller track expands the universal-roller track's application. The application areas listed for this also apply to the Colli-roller track.

Profiles without roll
Order no.: U58

Plain wheel 0 54
Order no.: NR40

Flanged wheel 0 70/54
Order no.: SR40

Axle with lock nut
Order no.: M 8 X 70

The bearing length of the Colli-roller track profile is 3000 mm. As a rule, we can supply you any desired fix length. Please observe that you must specify a linear measurement whose last two digits are 00, 33 or 66 (e.g. 2333 or 2300 or 2366 or 2400 mm). Other lengths require a special cut.
Order no.:/SK

The following roller pitches are available: Plain roll: 66 mm, 100 mm, 133 mm, 166 mm, 200 mm. Flanged roll: 100 mm, 133 mm, 166 mm, 200 mm. Exchangeable flanged and normal roll: 66 mm, 100 mm, 133 mm,
166 mm, 200 mm.

Ordering examples:
SR 40-100/2000
Colli-roller track with flanged roll,
100 mm roller pitch, 2000 mm long.

NR/SR 40-66/3333
Colli-roller track exchangeable with normal and flanged roll, 66 mm roller pitch,
3000 mm long.

Accessories:
End stop: Order no.: EC

Loop delayed end stop: Order no.:ESC

Roller protection: Order no.: RSC
Connector (incl. screws): Order no.: VUC

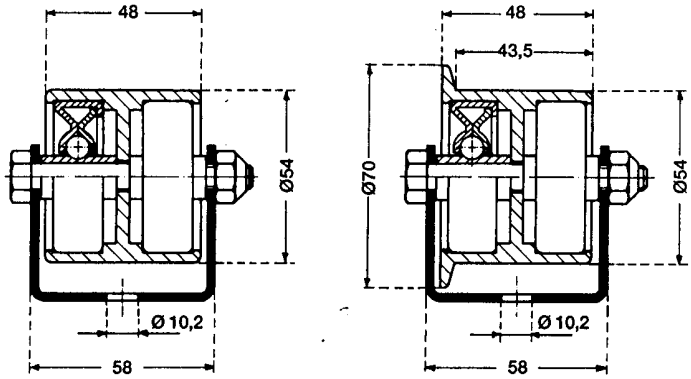

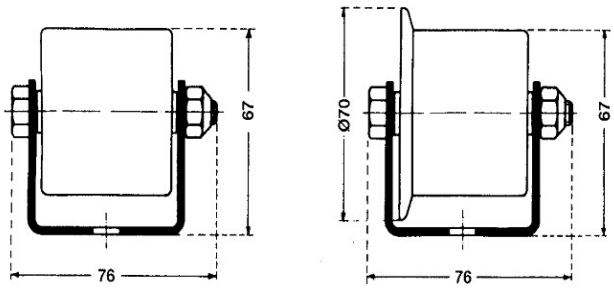

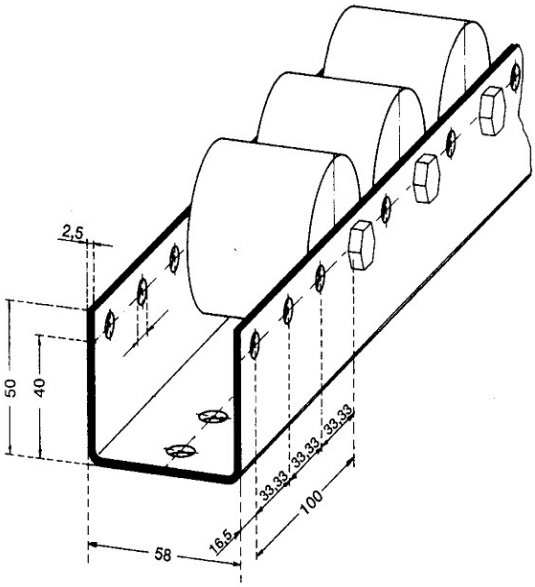

Copyright by PEKO ROLLEN AG Switzerland

This multi-directional roller track is specified for light loads and is similar in design to the universal roller track. All accessories in this programme can be used such as e.g. end stop (Order no.: EU) or connector (Order no.: VU). The resistance torque of the roller track is 2.2 cm3. Load capacity per roller is 5 daN (kg).
The bearing lengths of the Multi-directional roller tracks profil is 3000mm.

Ordering example:
Order no.: AR 10 - (pitch) / length

Pitch:
50 mm AR 10 - 50 / length
75 mm AR 10 - 75 / length
100 mm AR 10 - 100 / length
125 mm AR 10 - 125 / length

Please specify if the roller is to be mounted in the upper hole
Order no.: /0
or in the lower hole
Order no.: /U.

Single roller
Order no.: AR 10

Order in a grid of 25 mm, all other lengths require a special cut.
Order no.: SK

Suomi-multi-directional roller track for light loads
Order no.: ASRS 50

The load capacity per roller is 10 daN (kg). This track is suited for a max. weight of goods to be conveyed of 100 daN (kg). The slight, lateral shift or rotation of conveyed goods requires a tight roller gap in both directions. This must be determined by tests if necessary. The resistance torque of the roller track is 2.2 cm3.

Ordering example:
Order no.: ASRS 50 - (pitch) / length

Pitch
66 mm ASRS 50 - 66 /length
100 mm ASRS 50 - 100 /length
133 mm ASRS 50 - 133 /length
166 mm ASRS 50 - 166 /length
Single roller
Order no.: ASR 50

Accessory:
End stop
Order no.: EA 50

Universal Allseitenrollenschiene
Multi-Directional Wheel Channel
AR 10

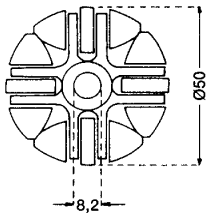

Rolle montiert in unterer Lochreihe
Wheel mounted in lower hole

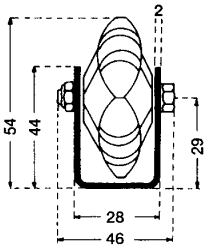

Rolle montiert in oberer Lochreihe
Wheel mounted in upper hole

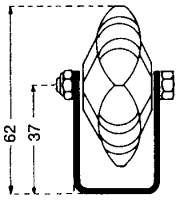

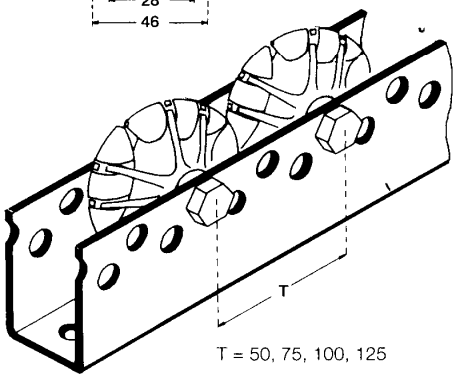

ASRS 50

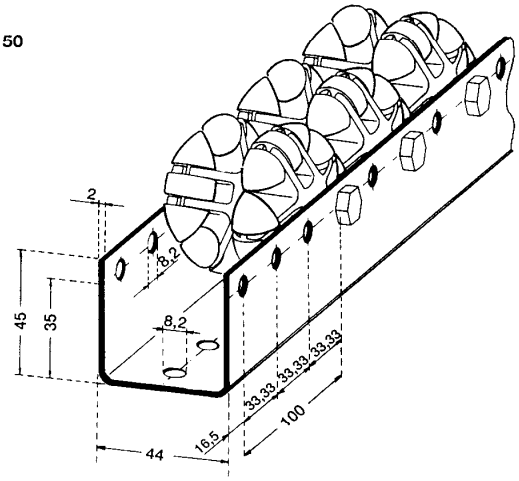

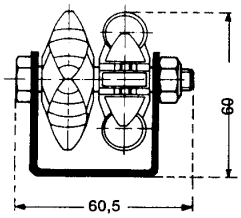

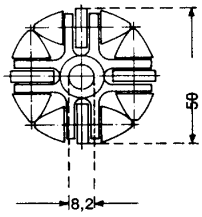

Copyright by PEKO ROLLEN AG Switzerland

Notes

Pallet roller tracks

The roller tracks consist of one sendzimir galvanised u-profiles, 55 mm high and 80 mm wide. These profiles are equipped with rollers, Ø 50 mm, or rolls Ø 48 mm, in pitches of 52, 78,104,130,156 mm etc. Two other rows of holes in the floor are used for mounting this track on bases.
Wy: 4.6 cm3
Iy: 17 cm3
Length: 3000 mm

Track without rollers:
Order no.: U 80 - 55

The pallet roller track can be equipped with various rollers.

3 normal rolls of plastic
(30 kg load capacity)
Order no.: NR 30

3 normal rolls of steel
(60 kg load capacity)
Order no.: NR 60

Steel rollers with 150 kg load capacity:
Order no.: NR 100

Steel rollers with flange:
Order no.: SR 100

The rolls and rollers are positioned on an axle with lock nuts
Order no.: M 8 X 90 A

Abbreviations for orders:
NR 100 (60) (30) = Type designation of the roller track

-52, -78, -104, -156 etc. roller pitch/2600 length of the roller track (the length should be divisible by 26 mm)

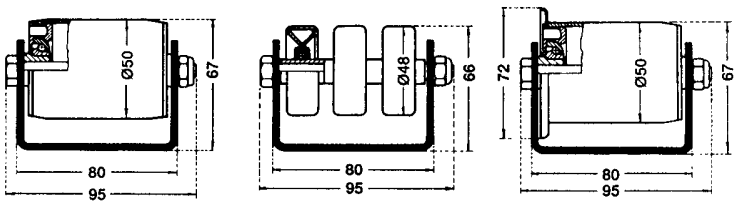

NR 100 **NR 30 und NR 60**
NR 30 and NR 60 **SR 100**

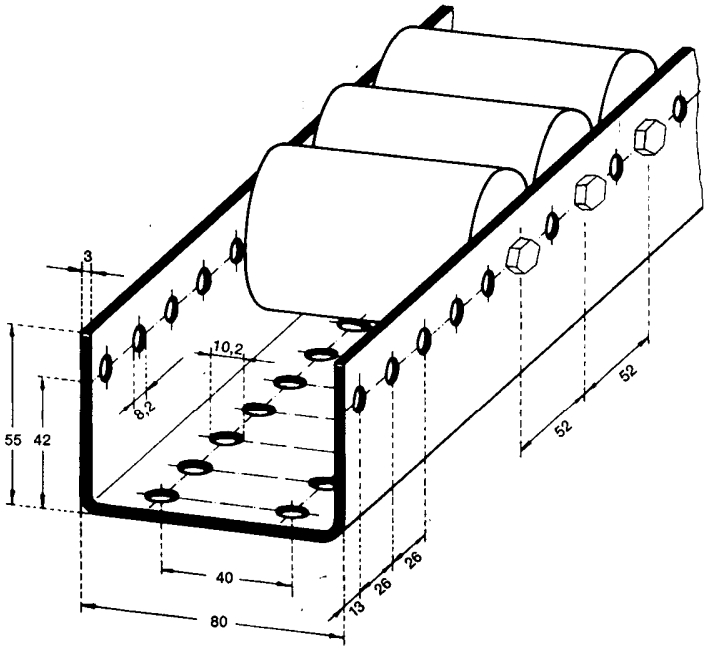

Rollenteilung: 52, 78, 104, 130, 156
Roller pitches: 52, 78, 104, 130, 156 a.s.o.

Accessories:
End stop: Order no.: EE
Sliding end stop: Order no.: ESchE
Connector as u-profile: Order no.: VE
Roller protection: Order no.: RSE
Lateral connection pieces (2 pieces): Order no.: USE Fixing clip with screw: Order no.: BKE

Example:
NR 100 - 156 / 2600 roller track with Ø.50 mm steel rollers in 156 mm pitch, track: 2600 mm long.

The mounting with flanged rollers can be done so that e.g. only every 5th roller is mounted with a flange.

Copyright by PEKO ROLLEN AG Switzerland

Brake rollers

Brake rollers regulate the speed on gravity roller conveyors; they keep the goods being conveyed at a constant shunting speed. This is done using a planetary gear which presses centrifugal brake shoes on the roller with each rotation and this, with proportional braking force to the applied braking torque. The distance of the brake rollers and the right brake roller type are influenced by several factors:

a) Design and functional performance of the roller conveyor b) incline of the roller conveyor
b) Inclination of the roller conveyor
c) Behaviour of the goods being conveyed (size, weight, sensitivity, runner material)
d) Inherent resistance of brake roller
e) Environmental influences such as moisture, cold or heat.

One brake roller per pallet position is ideal because this is the only way, a controlled speed can be achieved without accelerations and the occurrence of increased forces. The shunting speed should never exceed 0.3 m/sec.
if the brake rollers are correctly aligned, they it is only 0.1 – 0.2 m/sec.

The brake roller is available with a short or long holder.
Order no.: -K or -L

With 4% incline, it is available for the following maximum braking payloads:
300 kg Order no.: EBR 300 - (Holder)
500 kg Order no.: EBR 500 - (Holder)
800 kg Order no.: EBR 800 - (Holder)
1000 kg Order no.: EBR 1000 - (Holder)
1200 kg Order no.: EBR 1200 - (Holder)

Ordering example:
EBR 800 – L
Brake roller with long holder for 800 kg/pallet

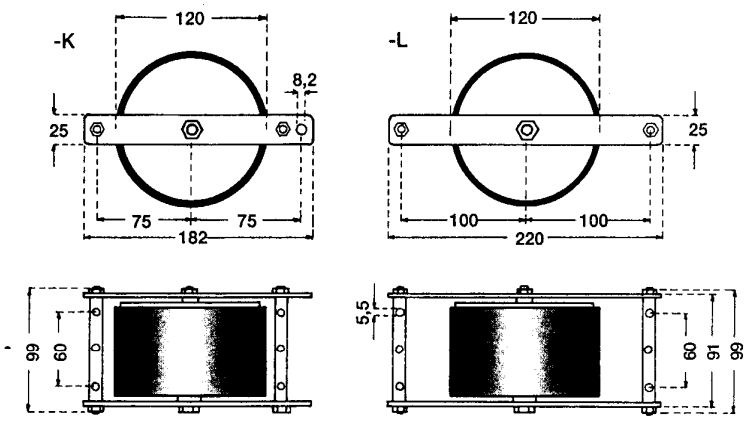

Support axle for mounting the brake roller
Order no.: AAB

Spring suspension in various lengths
A = 30 Order no.: FB 30
A = 40 Order no.: FB 40
A = 50 Order no.: FB 50
A = 65 Order no.: FB 65

Clip bolts in various lengths
H = 67 Order no.: HB 67
H = 88 Order no.: HB 88

Aufhängeachse
Support axle

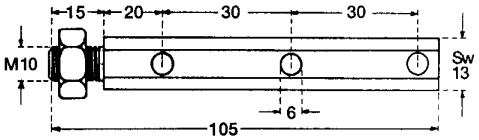

Federaufhängung
Spring suspension
A = 30,40, 50, 65

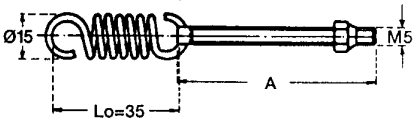

Hakenschraube H = 67, 88 mm
Hook screw H = 67,88 mm

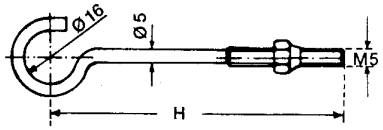

Brake lining for the conveyor roller with indirect use
(Please give length L) Order no.: RNN - L

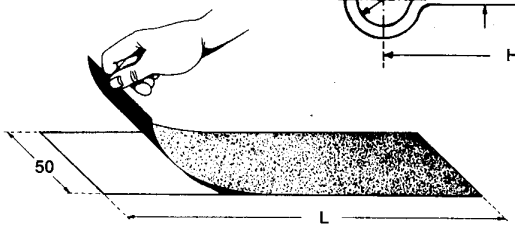

Copyright by PEKO ROLLEN AG Switzerland

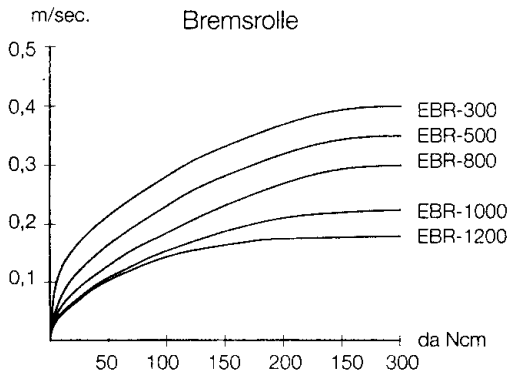

Braking force diagram for the right selection of the correct brake roller. Forces (which mainly result from acceleration) which exceed those in this diagram can destroy the brake roller and are therefore not permitted.

Direct deceleration:

With direct deceleration, the brake roller has direct contact to the goods being transported. It is suspended elastically and must be approx. 2 mm above the level.

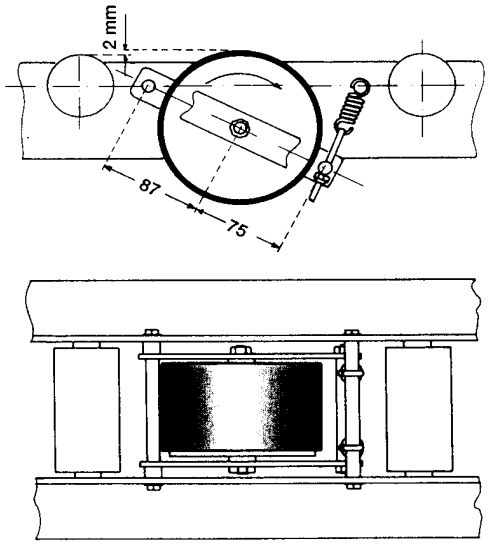

Indirect deceleration:

Indirect deceleration is preferred in many cases because the contact to the pallet is transferred via 2 conveyor rollers. 4 springs take over the contact, 2 clip bolts, which are loosely installed, secure the brake rollers.
In order to improve the contact of the brake roller, conveyor roller and pallet, a self-adhesive friction lining is provided on the conveyor roller in the area of the brake roller.

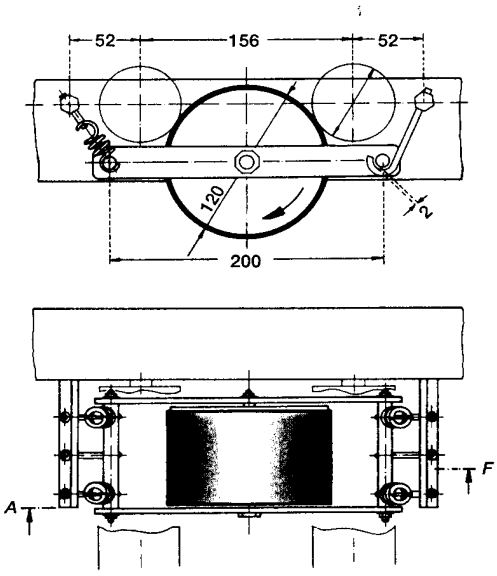

Copyright by PEKO ROLLEN AG Switzerland

The **PEKO clutch brake system KB1512** was specially developed for the transport of boxes, containers and cartons up to a weight of 40kg.
Since it is an open system, no malfunction will occur due to pollution caused by abrasion. A simple function and wear control from the outside is possible. Due to very high wear resistance, many millions of switching cycles with high drive and braking torque are possible.

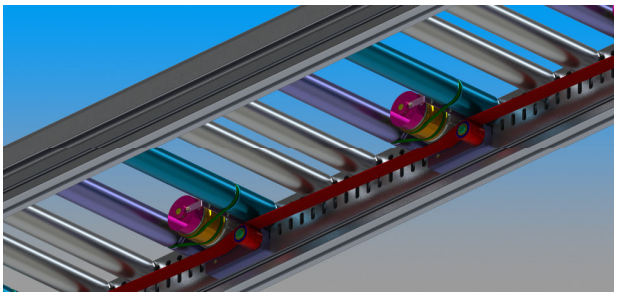



Clutch brake system:

Scope of delivery consists of:

1 unit clutch/brake incl. adapter plates and belt deflection wheel
1 unit sheet metal frame for cable attachment
1 unit clamping sheet (against hole pitch in side profile)
1 four-pole plug MKF 13264-6-0-404 AWG 24 Stocko (other design is possible)
4 conveyor rollers Ø50x1.5 (uncoated, galvanised or Niro), variable length
2 round belts Ø5 L=302mm (at p=75)
2 round belts Ø5 L=361mm (at p=125)
Screws for mounting

Profile, control and drive are not part of scope of delivery!

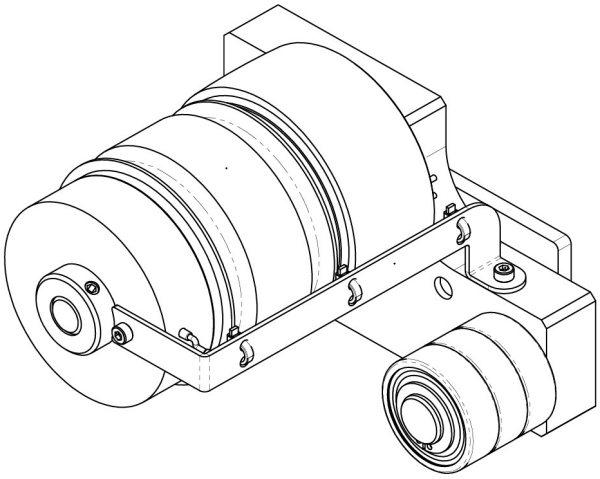

Copyright by PEKO ROLLEN AG Switzerland

Technical data:

Clutch:

Mechanical power	15 W
Nominal torque	7 Nm
Nominal voltage	24 V DC

Brake:

Mechanical power	12W
Nominal torque	7 Nm
Nominal voltage	24 V DC

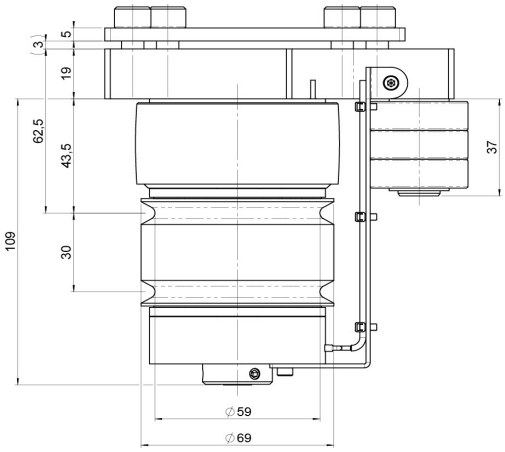

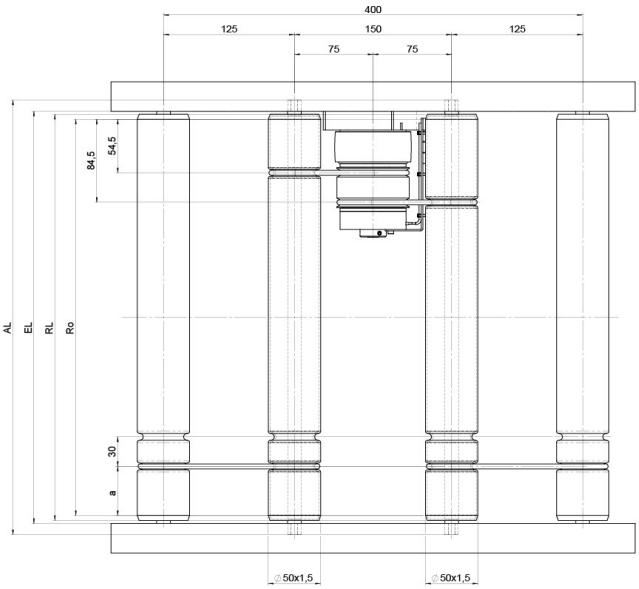

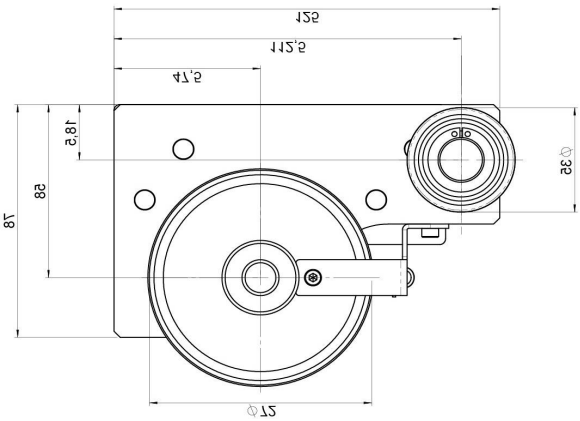

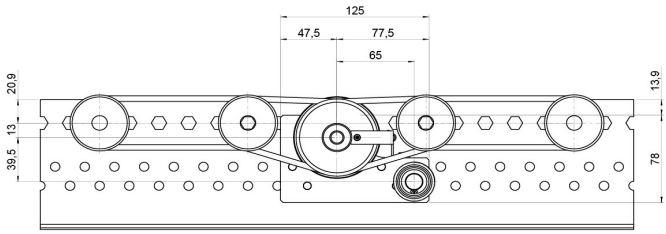

Other pitches upon request.

The clutch brake system is to be driven by means of an endless flat belt b=25mm

Copyright by PEKO ROLLEN AG Switzerland

Gravity conveyor roller with smooth axle (G) or spring axle (F)

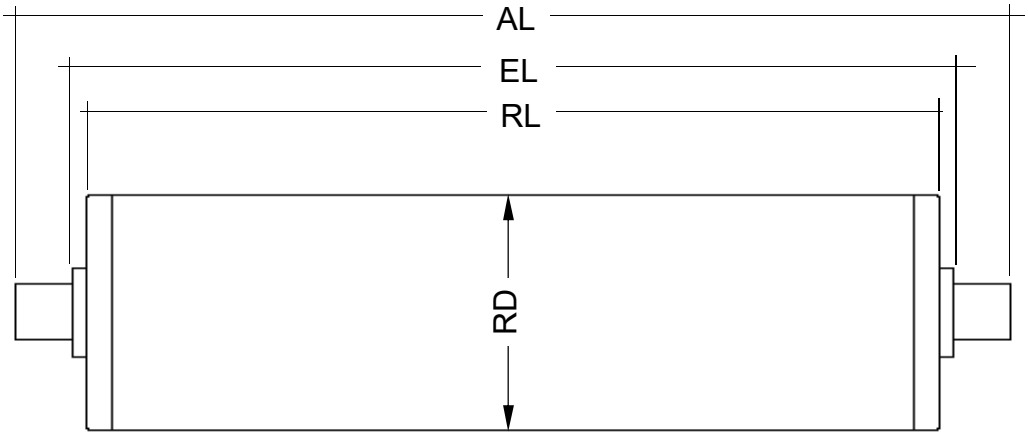

Gravity conveyor roller with external thread (AG)

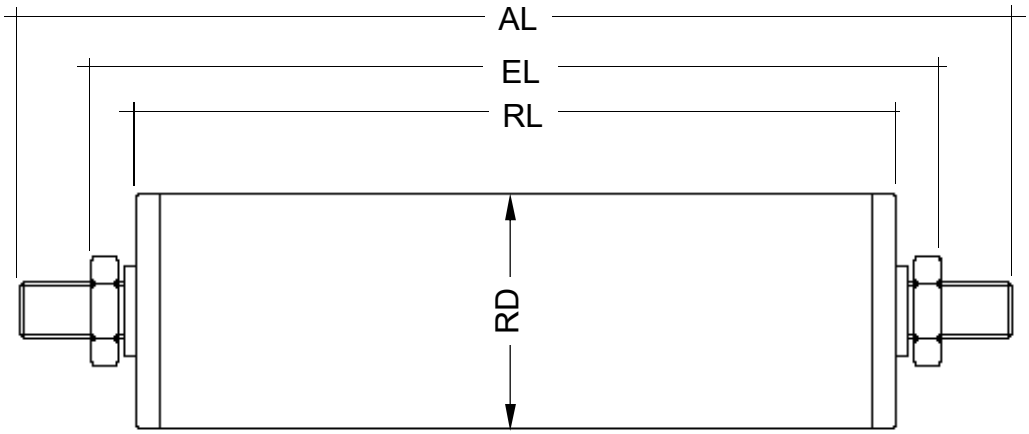

Copyright by PEKO ROLLEN AG Switzerland ©

Gravity conveyor roller with internal thread (IG)

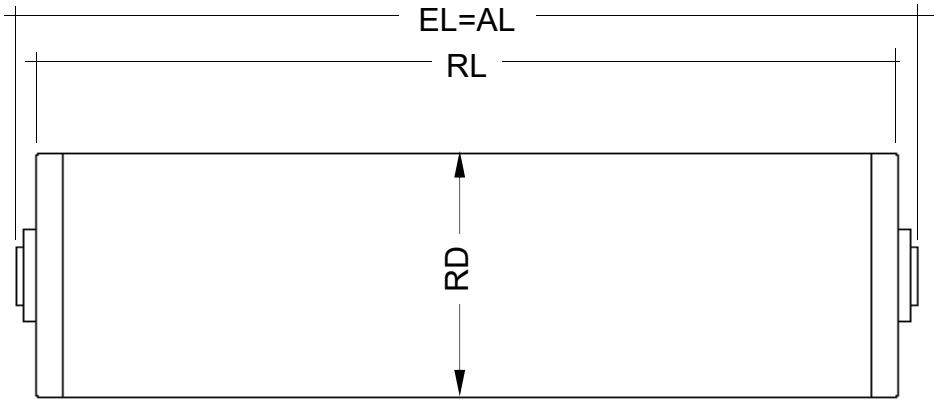

Gravity conveyor roller with spanner flat (S)

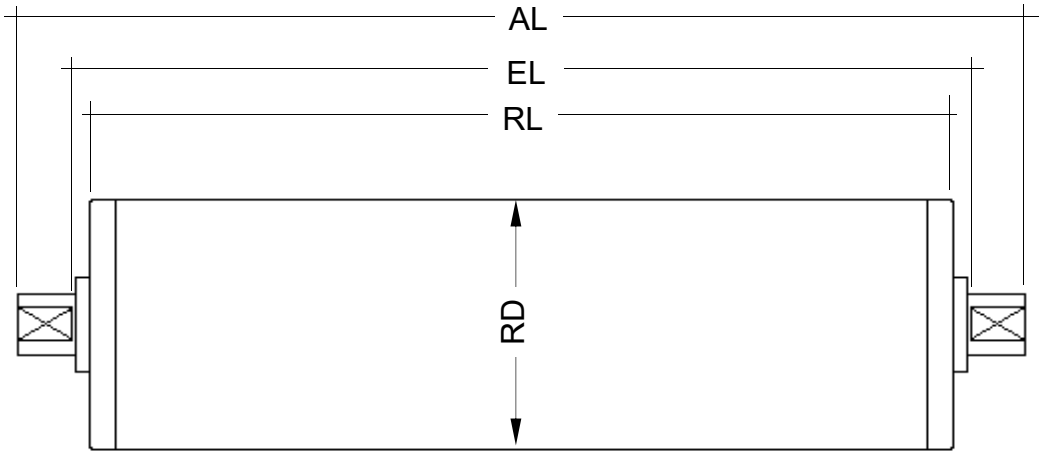

Copyright by PEKO ROLLEN AG Switzerland

Powered conveyor roller with belt grooves and internal thread (IG)

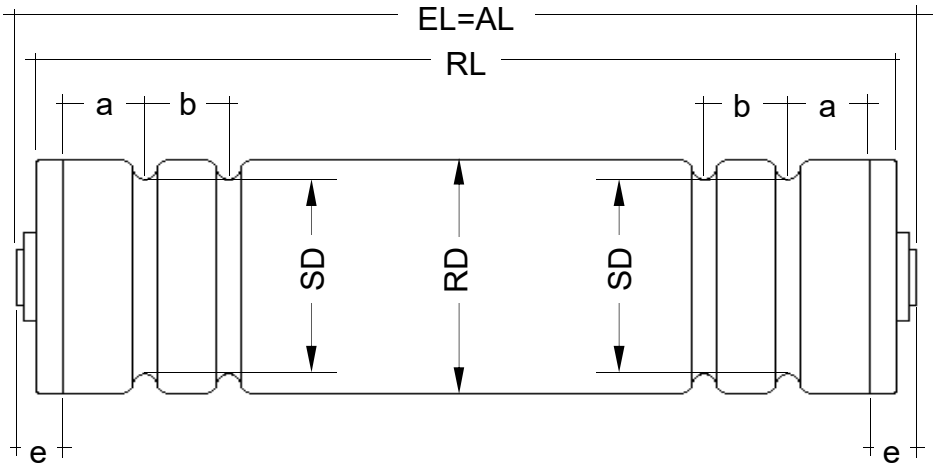

Copyright by PEKO ROLLEN AG Switzerland

Powered conveyor roller
with tooth belt wheel and internal thread (IG)

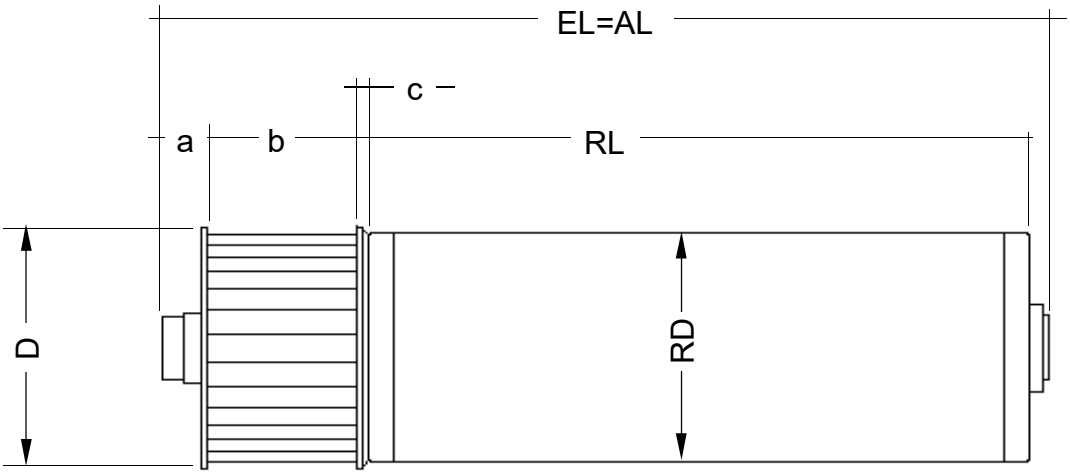

Powered conveyor roller
with doubled tooth belt wheel and internal thread (IG)

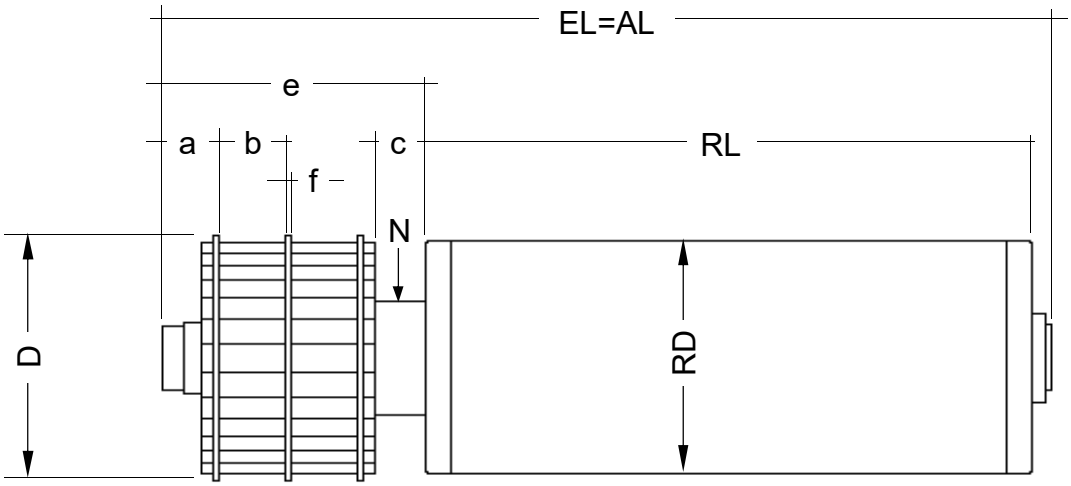

Copyright by PEKO ROLLEN AG Switzerland

Powered conveyor roller
with single chain wheel and internal thread (IG)

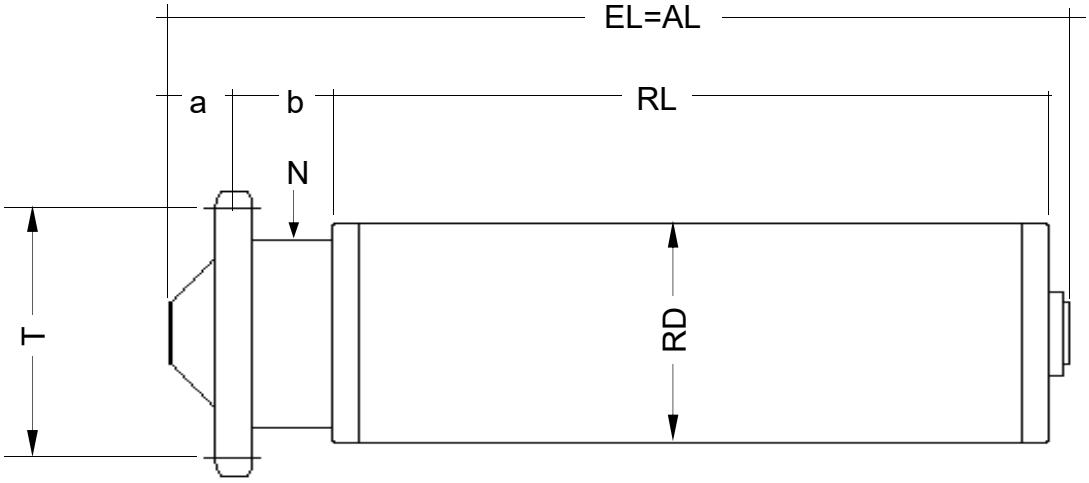

Powered conveyor roller
with single chain wheel and external thread (AG)

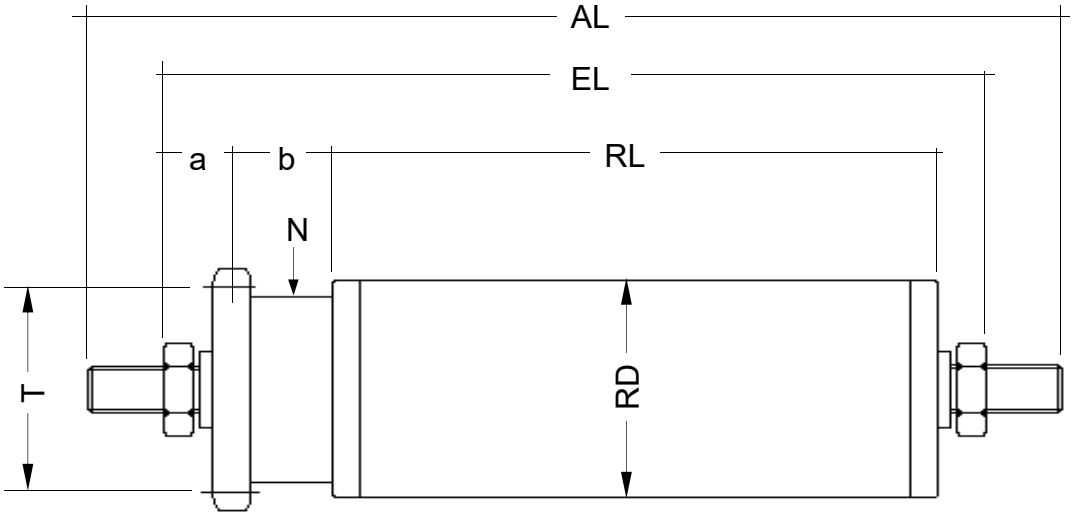

Copyright by PEKO ROLLEN AG Switzerland

Powered conveyor roller
with double chain wheel and internal thread (IG)

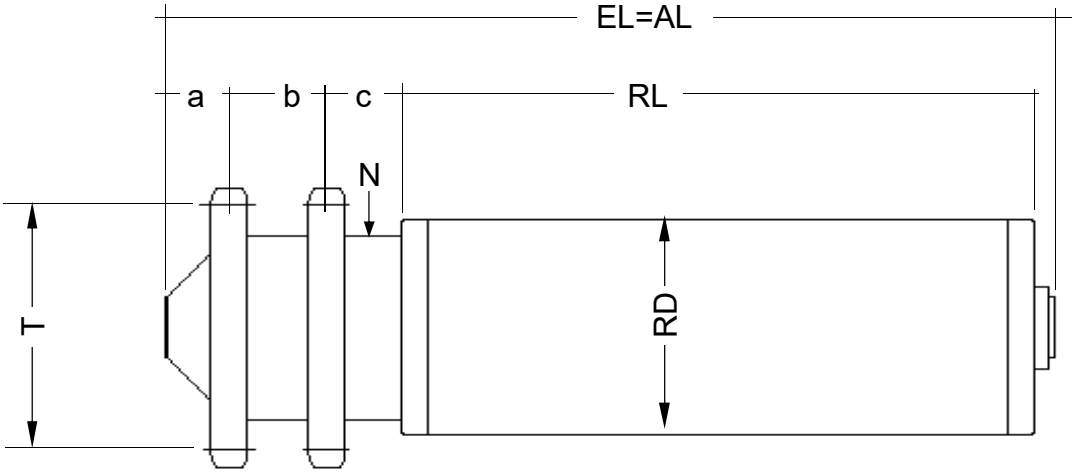

Powered conveyor roller
with double chain wheel and external thread (AG)

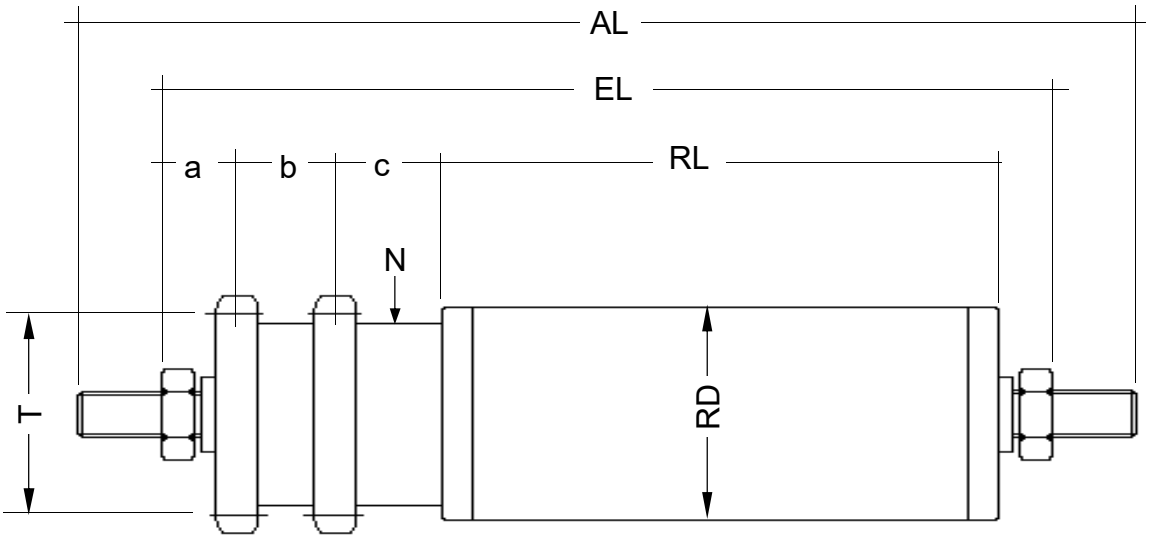

Copyright by PEKO ROLLEN AG Switzerland

Conical gravity conveyor roller
with inside thread (IG)

Conical Gravity conveyor
roller with spanner flat (S)

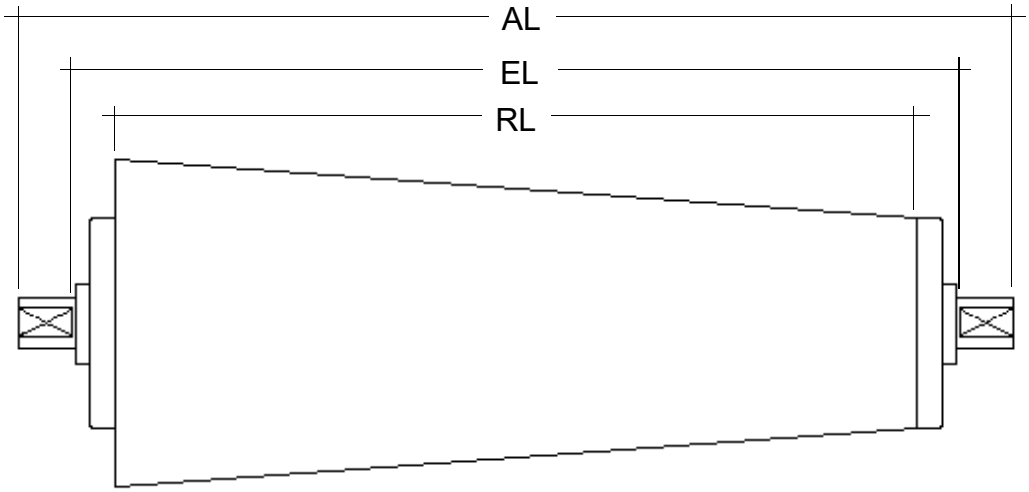

Copyright by PEKO ROLLEN AG Switzerland

Conical gravity conveyor roller
with smooth axle (G) or spring axle (F)

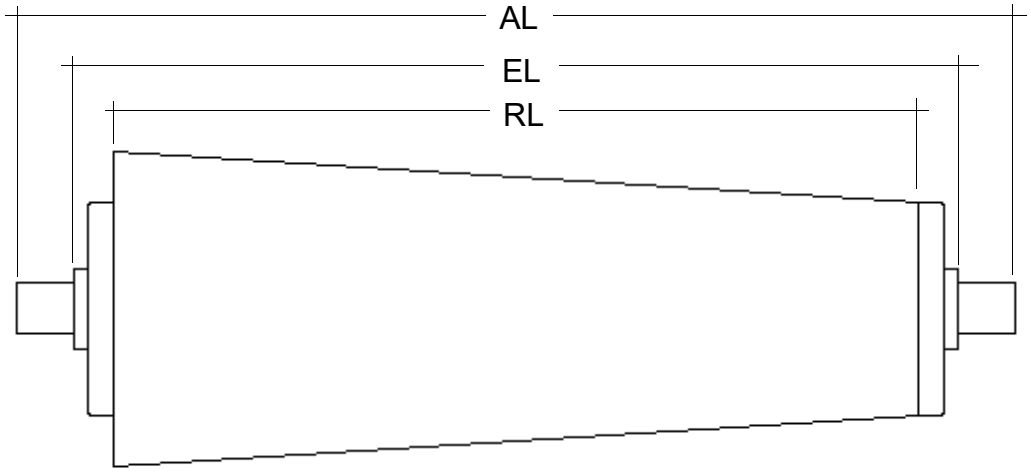

Conical gravity conveyor roller with external thread (AG)

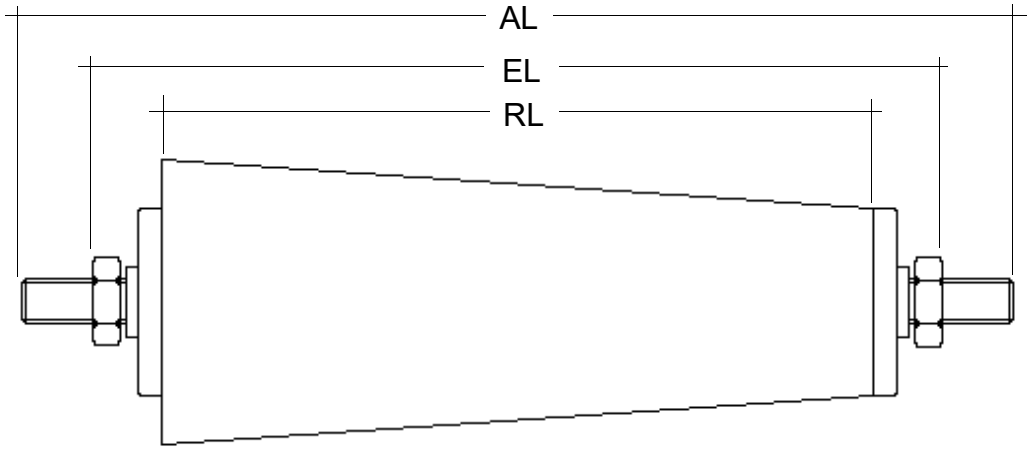

Copyright by PEKO ROLLEN AG Switzerland

Conical conveyor roller
with single chain wheel and internal thread (IG)

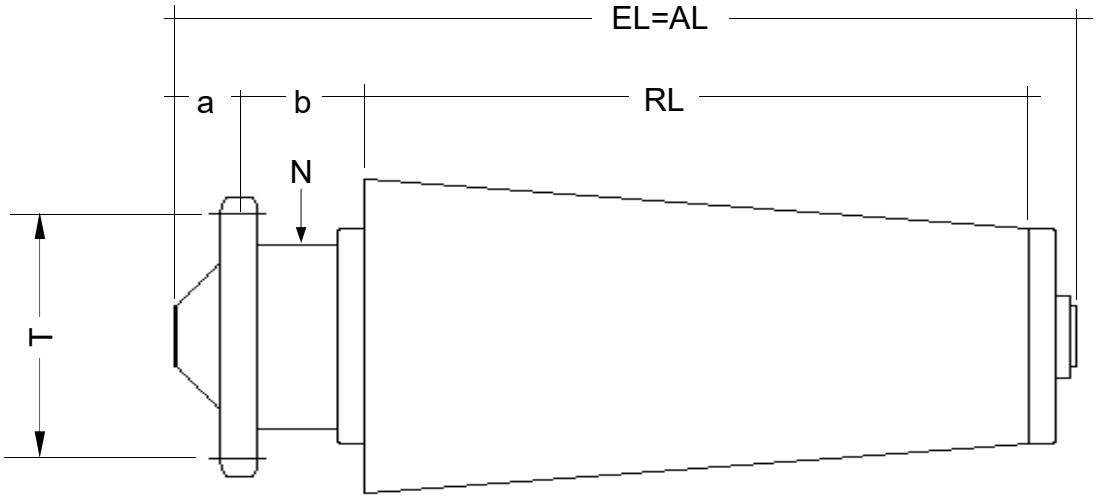

Conical conveyor roller
with single chain wheel und external thread (AG)

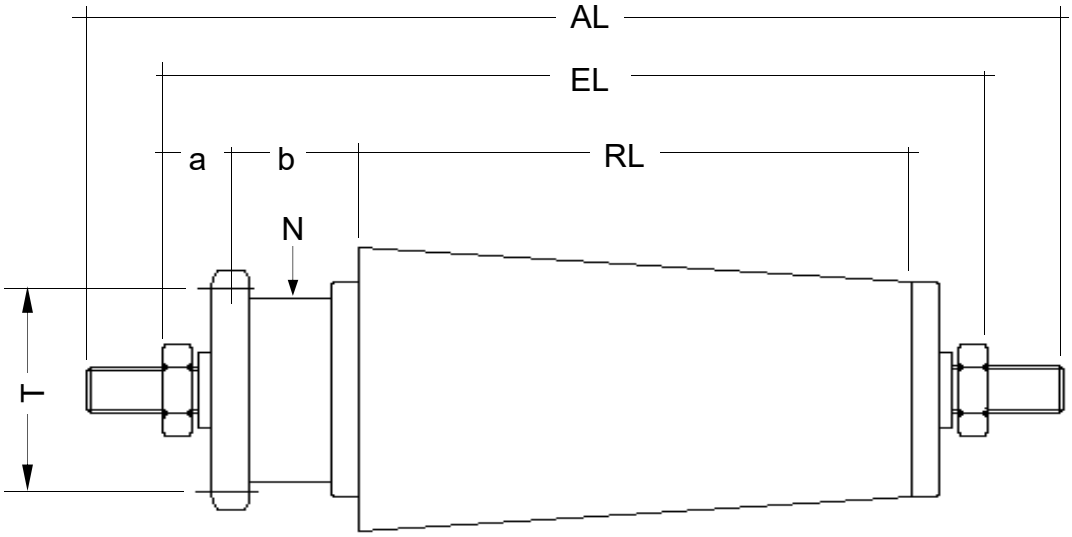

Copyright by PEKO ROLLEN AG Switzerland

Conical conveyor roller
with double chain wheel and internal thread (IG)

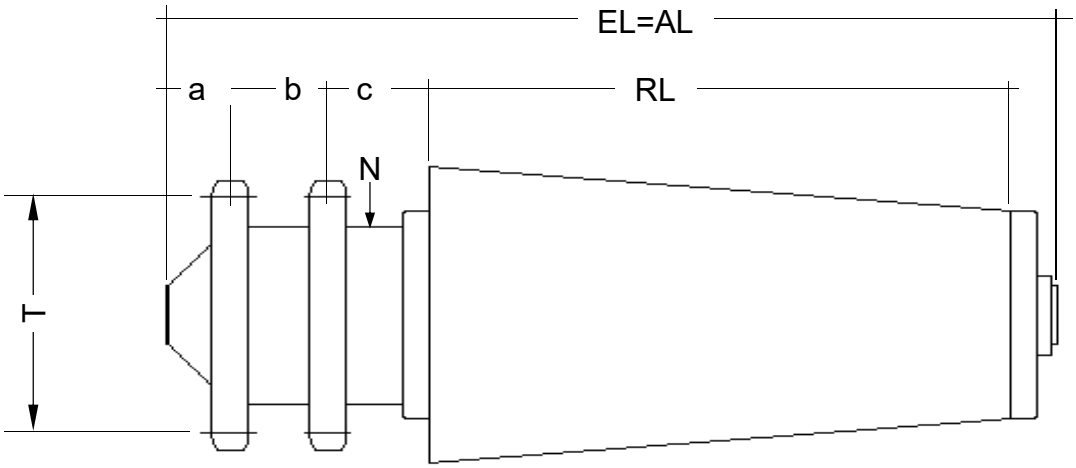

Conical Conveyor roller
with double chain wheel und external thread (AG)

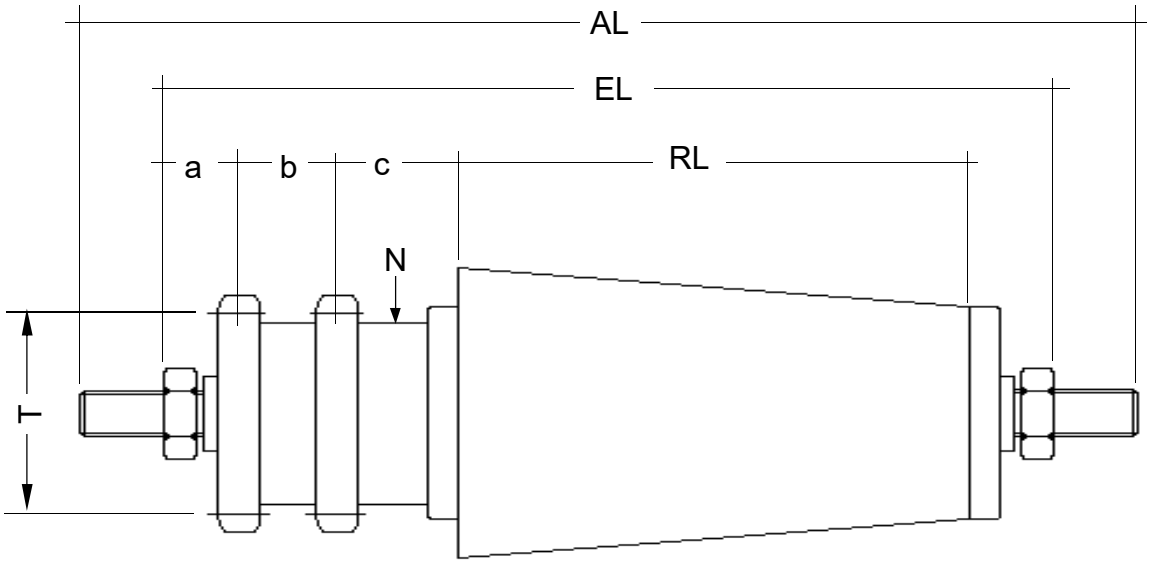

Copyright by PEKO ROLLEN AG Switzerland

Notes

PEKO inquiry form

Company:	Name:
Tel.:	Fax:
E-Mail:	

Gravity conveyor roller ☐ **Quantity: _____ piece**
Powered conveyor roller ☐ **Load/Roller: _____ kg**

If known PEKO type: _____

Roller length RL:_____mm Installation length EL:_____mm Axle length AL:_____mm

Material data:

Pipe Ø		Wall thickness		Pipe material		Axle Ø		Axle design		Bearing type
16		1		steel uncoated		6		Internal thread		Plastic with row of balls:
20		1.5		steel galvanised		8		IG_____x_____		Steel balls ☐ Niro balls ☐
30		1.8		Niro 1.4301		10		External thread		Plastic with grooved ball bearing:
40		2		PVC blue		SK11		AG_____x_____		ZZ ☐ RS ☐ RSN ☐
50		2.3		PVC gray		12		Spanner flat		Sheet steel with cone bearing ☐
60		2.8		ALU		14		SW_____x_____		Steel with grooved ball bearing:
63		2.9				15		Spring axle		ZZ ☐ RS ☐ RSN ☐
63.5		3				17		Smooth axle		
70		3.6				20				
80		4				25		rubber coating		PVC tube
88.9		4.5				30		Thickness	mm	2mm
101.6								Hardness Shore		3mm
108						Axle material		Colour		5mm
133						steel uncoated				
159						steel galvanised				
						Niro 1.4305				

Drive data:

Chain wheel ☐

Round belt groove ☐

Single chain wheel:	Fixed drive	3/8	AE-MK(a):	groove Ø_____	measure a
steel ☐ plastic ☐	Accumulation drive	1/2	MK-MK(b):		measure b
Double chain wheel:	Adjustable	5/8	MK-RL(c):		measure c
steel ☐ plastic ☐	Welded	3/4			
		Number of teeth ____			

Tooth belt wheel ☐

			Accessories:	Quantity	External Ø
Poly-Chain 8M	Fixed drive		Flanged wheel		
	Accumulation drive		Buffer Ring		
	Welded		Support ring		
	Number of teeth ____		Con. Elements		

Ribbed belt ☐

PEKO ROLLEN AG
Langenhagstrasse 13, CH-9424 Rheineck
Tel.+41 71 888 08 44, Fax +41 71 888 08 47
info@peko.ch / www.peko.ch

Terms of sale and delivery

General
These terms and conditions apply to all legal matters between us and our clients. They are deemed accepted upon order placement. Deviating purchasing terms and conditions shall not be binding even if we do not expressly object to them.
Our contracting representatives are not authorized to modify the pre-formulated contract text or the additional verbal agreements verbally or by telephone.
All technical data set forth in the catalogue and drawings is approximate in value and non-binding.

Offers
Our offers are without obligation and non-binding. We reserve our unrestricted property rights and copyrights for all drawings, sketches, samples which are enclosed with the offers. They may not be made accessible to third parties and are to be sent back to us immediately on demand.

Dispatch
According to Incoterms 2010. Unless otherwise agreed delivery risk and cost are the recipient's responsibility in any case.
In the absence of shipping instructions from the customer, shipping will be done at our discretion in the most cost-effective manner.
Costs for packaging are calculated at cost price and used packaging returns are not accepted.

Delivery
Our delivery is done as soon as possible.The delivery period shall be extended to an appropriate extent in the event of measures within the scope of lawful industrial disputes, in particular strikes lock-outs as well as the occurrence of unforeseeable obstacles, which are beyond our control in so far as such obstacles demonstrably have a considerable influence on the delivery of the item. This also applies, if the circumstances arise with sub-contractors.

We are also not to answer for the above mentioned circumstances, if they arise during an already existing delay. The beginning and end of such obstacles are in serious cases to be notified by us to the customer. The customer is only entitled to rescission of the contract after setting an appropriate period of grace. If orders placed are withdrawn or annulled the customer is obligated to so accept and pay for any initiated production quantities produced to this date.
Call orders must be accepted by the customer no later than 6 months after order placement. We are entitled to invoice the customer even if the call has not been made.

Variations in quantities
We reserve the right to deliver an additional or under quantity of 2%, with special deliveries, 10%.

Price
Our prices are subject to change and are understood as ex-works Factory Rheineck, plus statutory value added tax as well as packaging, customs and insurance costs.

Terms of payment
Unless otherwise agreed, the settlement will be in Swiss Francs.
invoices are payable in full within 30 days of the invoice date net or within 10 days with a 2% cash discount.
A cash discount will only be granted, if all previous invoices have been settled.
If our terms are exceeded, we are entitled to charge interest at the rate which the bank charges us for our overdraft facility.
With orders above CHF 20'000.00,- one third of the order sum is payable on placing the order, one third upon readiness of ship and notification of readiness to ship to the customer and one third upon delivery.
If, during the term of the contract, the buyer's financial situation deteriorates or if, in our opinion, we receive unsatisfactory information concerning the buyer which first occur following the contract termination, all payments shall be due immediately.
We shall then be entitled to demand additional securities as well as to withdraw from the contract following a reasonable time period.
We reserve the right to accept bills of exchange as payments on account. All costs arising in this regard shall be borne by the customer.

Retention of title
All delivered goods remain our property up to a complete settlement of all our claims against the customer arising out of the business relationship.
The buyer is entitled to sell the items delivered in the proper course of business as long as the customer is not in default of payment, but may not be pledged as collateral or assigned.
In the case of pledges and seizure of the goods, the customer must immediately notify us. On conclusion of the sales contract with us it cedes to us the claims accruing to it from the sale or based on other legal grounds including all ancillary rights to the full amount. The customer shall retain the right to collect the receivables as long as the customer is not in default of payment to us.

If the value of demands or collateral exceeds our total demand against products subject to claim by more than 20%, we shall be obliged to back transfer upon the customer's request.

Liability for defects

For any defects in the products supplied, including the absence of promised characteristics, we shall be liable in such a way that we will repair damaged/defective parts free-of-charge or deliver replacement. Defects shall be notified to us within one week of delivery. Parts free of defects must be sent to us upon request carriage paid. The shipping of replacement parts shall be done at the cost and risk of the customer. Any parts which we have replaced shall be our property. Claims for defects by the customer lapse in any case six months from the time of the timely notice of complaint but no earlier than the expiry of the liability period.

No liability will be accepted for supplied parts that are subject to premature wear and tear as a consequence of their material character or the way in which they are used, or for damage as a consequence of usual wear, straining, erroneous or negligent handling, unsuitable means of operation, defective construction, or as a consequence of the influence of temperature, the weather, chemical or electrical influences or as a consequence of other influences of nature. Other claims by the customer in particular claims for replacement of damages which were not incurred in the delivery itself, shall not be covered insofar as they are legally permitted.

Claims not expressly conceded in these conditions of sale and delivery, in particular claims for damages resulting from breach of impossibility, default, violation of contractual secondary obligations, wrongful act - also as far as such claims are tied up with the warranty rights of the customer - are excluded, unless we are preemptorily liable in case of gross negligence or malice.

If through our fault the delivered item cannot be used as provided for in the contract because of non-implementation or deficient implementation of proposals or consultation, whether made or provided before or after conclusion of the contract, or of contractually agreed collateral obligations – in particular instructions for the operation and maintenance of the delivery item – the provisions shall apply accordingly, all other claims of the customer being excluded.

Severance clause

In the event that individual provisions hereof should be or become invalid, the invalid provision shall be replaced by a valid substitute provision which most closely reflects the originally-intended commercial purpose. Should individual provisions of these Terms of sale and delivery be or become invalid, the validity of the other provisions shall remain unaffected.

Applicable Law and Jurisdiction

All legal relations between us the customer shall be governed by Swiss law.

The court of jurisdiction for all disputes between us and our customers is CH-9450 Altstätten. We also have the right to prosecute the customer at the responsible court of the customer's residence or any other court.

Transferability of contract rights

The customer shall not assign his contractual rights to any third party without our express permission.

PEKO ROLLEN AG
Peter Köppel
Langenhagstrasse 13
CH-9424 Rheineck